

belling®

RANGE COOKER

COLLECTION



RICHMOND
DELUXE

COOK•CENTRE
DELUXE

COLOUR
colours made for you
Boutique

5
YEAR
WARRANTY
Belling

**MADE IN
BRITAIN**

The Belling History

Belling has been revolutionising kitchen appliances for over a century to become one of Australia's favourite brands. Our rich 100-year history has seen the launch of a number of world firsts, always meeting the highest of demands in terms of flawless design, innovation, exquisite quality and world-leading technology.

Over the years, Belling products have always stayed ahead of the game, constantly updating to remain at the forefront of innovations, but one thing has always remained the same: our dedication to quality, choice, reliability and service. Our founder, Charles Belling, regularly used the catchphrase "You can't beat a Belling" and this statement remains true today.

Over a century later, we've maintained true to Charles' vision for the company, focusing on producing innovative, reliable and well-made products and making sure Belling's appliances are the starting point for unforgettable culinary experiences.

CONTENTS

THE BELLING HISTORY	3
ABOUT MULTI-CAVITY COOKING	4-5
FEATURES	6-7
SELECT YOUR SIZE, COOKTOP & STYLE	8-13
COLOUR BOUTIQUE	14-31
RICHMOND DELUXE	32-33
COOKCENTRE DELUXE	34-35
ACCESSORIES	36-37
TECHNICAL SPECIFICATIONS	38-39



MULTI-CAVITY COOKING

A Range Cooker with multiple ovens is the dream for any cooking enthusiast!

After all, you can have multiple dishes cooking at the same time with different oven functions and temperatures. With this unrivalled flexibility, you can prepare a 4 course meal and have everything ready to serve at the perfect time and temperature.

Or, if you're only making a small dish, you only need to use one of the oven cavities, which takes less time to heat up and is more energy efficient than one large oven cavity.

Benefits

- » Flexible: Cook and prepare several dishes at the same time.
- » Energy-efficient: When cooking a smaller dish only one oven cavity needs to be heated, resulting in reduced power consumption compared to a single cavity cooker.
- » Convenience: Anything is possible with the convenience of being able to cook both mains, entree as well as preheat plates at the same time! You can serve everything at the right temperature and dish up whenever you want it.

Why Belling?

Our customers expect the best and that's exactly what we deliver. We back up our commitment with our guaranteed 5 year warranty on all Range Cookers – this includes parts and labour. This gives complete peace of mind knowing Belling specialists are ready to help.



FUNCTIONS FOR MORE VERSATILITY

Cook anything with ease using functions specifically designed for different foods and their cooking techniques. Our range cookers offer a variety of functions so you can achieve perfect results!



CONVENTIONAL GRILL

Utilizing heat from the top element, the grill is perfect for crisping bread and adding the finishing touch to a variety of other foods.



KEEP WARM

Provides a constant low heat throughout the cavity, perfect for keeping meals warm before serving. Also ideal for plate warming.



FAN GRILL

The fan circulates heat from the grill around the food, simultaneously browning and sealing the juices in.



CONVENTIONAL OVEN

Top and bottom elements radiate heat to the centre of the oven - ideal for one level of cooking e.g. roast, lasagne.



TOP HEAT

Heat distributed from the upper element only. This function is ideal for browning foods or providing the finishing touches to your baked pies/pastries.



BREAD PROVING

Gentle heat up to 40 degrees (use symbol) provides ideal conditions for proving all types of dough.



BASE HEAT

Heat distributed from the bottom element only. This function is ideal for your pastry dishes, or can even be used for slow cooking your stews and casseroles.



PIZZA

Combining the fan forced function with base heat to achieve a perfectly crispy pizza base as well as evenly cooking the toppings.



DEFROST

The oven fan circulates air around the food assisting with the defrosting process.



BASE HEAT AND FAN

Ideal for dishes that require bottom heat, to keep the base crisp whilst cooking the filling or topping e.g. quiche, pizza, tarts.



SLOW COOK

The slow cook function will cook gently at 100°C. Perfect for tender meats and nutrition-rich stews.



FAN-FORCED OVEN

The element at the back of the oven generates heat which is then distributed throughout the cavity by the Equiflow fan. - Ideal for batch baking.



INTENSIVE BAKE

All elements in addition to the fan are activated to distribute heat quickly and evenly. Can be used as a faster preheat setting or for cooking the perfect roast.



FEATURES ACROSS THE COLLECTION



QUAD OVEN™

Four oven cavities; Maxi-Grill™/coventional oven, multifunction oven with 11 different cooking functions, Equiflow™ fan oven and electric slow cook oven. Available on all 110cm models.



QUAD OVEN™ WITH PROFLEX SPLITTER

The Proflex™ Splitter gives you the ability to convert the tall oven into two separate Equiflow™ fan ovens. Transforming the 90cm three oven range cooker into four ovens. Space and flexibility when you need it.



TWO 5KW POWERWOK PLUS™ BURNERS

Our two 5kW PowerWok Plus™ burners with rapid and intense heat are perfect for your favourite stir fry recipe. Providing even heat over a large area. they're not only ideal for wok-cooking, but for high speed cooking with any large pan. *On 1100mm gas-through-glass models only.



GAS-THROUGH GLASS

This smooth ceramic glass surface gives a stylish and elegant look whilst keeping all of the benefits of cooking gas. This hob includes a powerful 5kW PowerWok Plus™ burner for rapid and intense heat. Cook with confidence and wipe clean with ease.



11 FUNCTION OVEN WITH EQUIFLOW FAN

The deep full width grill pan lets you make the most of the large cooking area. The Maxi-Grill™ comes with double extension Telescopic rails. Providing safe and easy access to food, without having to reach inside.



MAXI GRILL™ WITH TELESCOPIC RAILS

Effortlessly smooth gliding double extension telescopic rails slide out to allow safe and easy access to food, without having to reach into the oven. Even if you're using large pans or heavy dishes you can simply baste, turn and season your food with ease. Fully adjustable, they can be moved to whichever shelf position you need.



4KW POWERWOK™

Provides even heat over a large area it's not only ideal for wok cooking but for high speed cooking with any large pan.

*On dual-fuel models only.

SELECT YOUR SIZE

Richmond and Cookcentre models are both available in 90cm and 110cm options featuring multi-cavity quad oven technology designed for flexible cooking and endless opportunities.



Cavity Oven Functions

1	2	3
Maxi-Grill™ & Conventional Oven	Multi-function Main Oven	Titan™ and Twin Fanned Oven With Proflex™
Conventional	Half grill	Base heat only
Half grill (Low)	Full grill	Base heat with fan
Half grill (High)	Conventional	Grill with fan
Full grill	Fan forced	Pizza
	Defrost	Bread proving
	Intensive bake	
	Top heat only	

Cavity Oven Functions

1	2	3	4
Maxi-Grill™ & Conventional Oven	Multi-function Main Oven	Fan Forced Oven	Slow Cook Electric Oven
Electric grill (variable temp)	Half grill	Base heat only	Fan forced
Conventional electric oven	Full grill	Base heat with fan	Slow cook
	Conventional	Grill with fan	Keep warm
	Fan forced	Pizza	Bread proving
	Defrost	Bread proving	
	Intensive bake		
	Top heat only		

MADE IN
BRITAIN

195L

TOTAL
CAPACITY

QUAD

OVEN
TECHNOLOGY

COOL
TOUCH

MADE IN
BRITAIN

224L

TOTAL
CAPACITY

QUAD

OVEN
TECHNOLOGY

COOL
TOUCH

CHOOSE YOUR COOKTOP



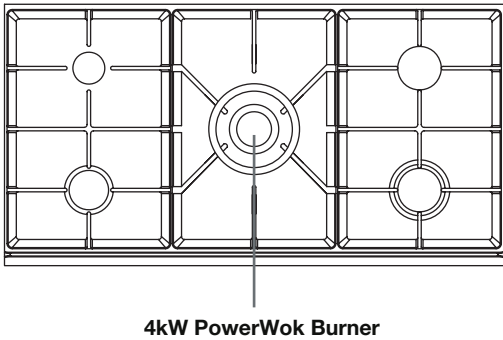
Which cooktop best suits your cooking style? We have options for everyone, whether you prefer the traditional gas dual fuel model with the enamel cooktop, Asian style cooking with the high-intensity wok burner on the gas-through-glass or the modern sleekness of the induction model. We have you covered.

Dual Fuel

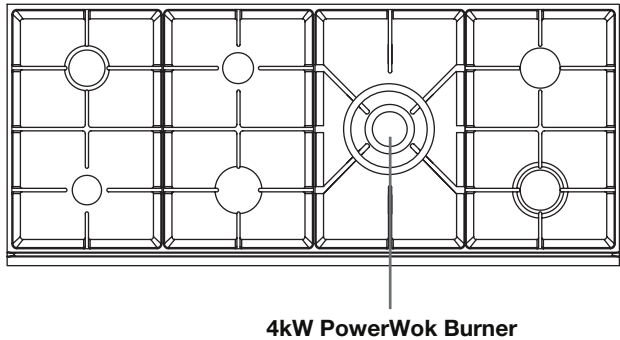


Raised Cast Iron Trivets with gas burners. 4kW PowerWok™ Burner.
(1 centrally placed 4kW PowerWok Burner on both 900 and 1100 models)


90cm



110cm

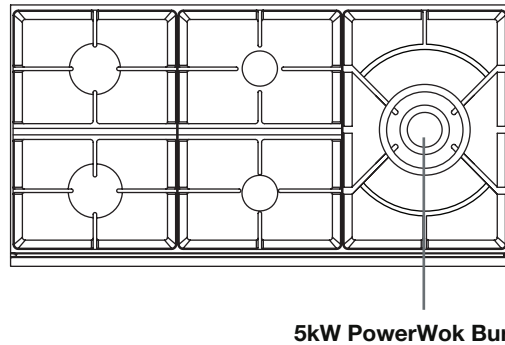


Gas through Glass



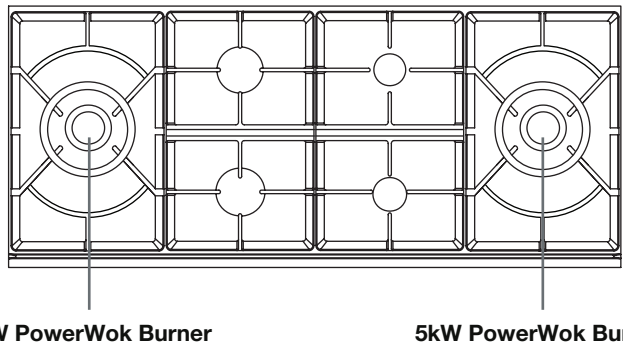
Ceramic glass cooktop with gas burners. 5kW PowerWok Plus™ Burner.
(2 Wok burners on the 1100 model)

90cm



5kW PowerWok Burner


110cm



5kW PowerWok Burner

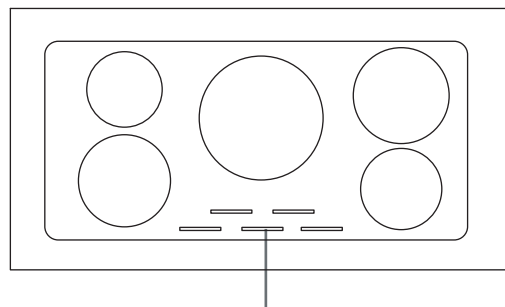
5kW PowerWok Burner

Induction



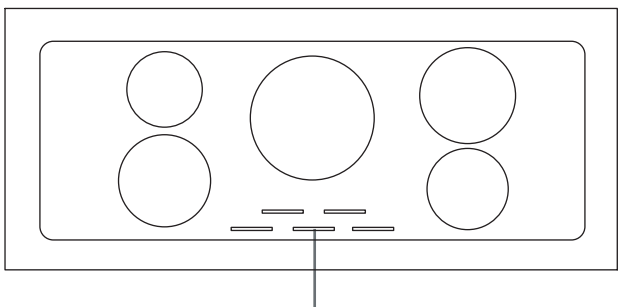
5 Zone Induction Cooktop with touch control sliders (Both 90cm & 110cm Models).

90cm



Touch Control Sliders

110cm



Touch Control Sliders

CHOOSE YOUR COLOUR

to suit your
style

Want to really express yourself in the kitchen? Add a splash of colour and wow your family and friends whilst still staying true to your interior design choices with our complete range of colours and styles.

COLOUR BOUTIQUE

- Porcini Mushroom
- Peach Blush
- Country Blue
- Floral Burst
- Thunder Blue
- Day's Break
- Kingfisher Teal
- Midnight Blue
- Chilli Red
- Mojito Mint

RICHMOND DELUXE

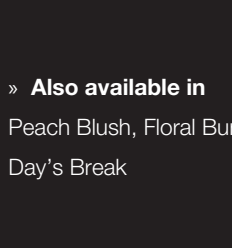
- Red
- White
- Cream
- Black
- Graphite

COOK CENTRE

- Black
- Stainless Steel

COLOUR
colours made for you
Boutique

COLOUR BOUTIQUE COLLECTION



» Also available in
Peach Blush, Floral Burst,
Day's Break

RICHMOND
DELUXE

RICHMOND DELUXE SERIES



COOK•CENTRE
DELUXE

COOK CENTRE SERIES



COLOUR

colours made for you

Boutique

Stylish and unique Colour Boutique makes the heart of the home sing with colour, bringing friends and families together.

Inspired by the latest home design trends, we've introduced 7 stunning new colours to our range. From Kingfisher Teal and Porcini Mushroom to a striking Mojito Mint, there's a colour for every kitchen.

WHAT'S YOUR STYLE

COLOUR	RICHMOND DELUXE - COLOUR BOUTIQUE MODELS					
	90CM			110CM		
	Dual Fuel	Gas-Through-Glass	Induction	Dual Fuel	Gas-Through-Glass	Induction
● Porcini Mushroom	BRD900DFPM	BRD900GTGPM	BRD900IPM	BRD1100DFPM	BRD1100GTGPM	BRD1100IPM
● Country Blue	BRD900DFCB	BRD900GTGCB	BRD900ICB	BRD1100DFCB	BRD1100GTGCB	BRD1100ICB
● Thunder Blue	BRD900DFTB	BRD900GTGTB	BRD900ITB	BRD1100DFTB	BRD1100GTGTB	BRD1100ITB
● Kingfisher Teal	BRD900DFKT	BRD900GTGKT	BRD900IKT	BRD1100DFKT	BRD1100GTGKT	BRD1100IKT
● Midnight Blue	BRD900DFMB	BRD900GTGMB	BRD900IMB	BRD1100DFMB	BRD1100GTGMB	BRD1100IMB
● Chilli Red	BRD900DFCHR	BRD900GTGCHR	BRD900ICHR	BRD1100DFCHR	BRD1100GTGCHR	BRD1100ICHR
● Mojito Mint	BRD900DFMM	BRD900GTGMM	BRD900IMM	BRD1100DFMM	BRD1100GTGMM	BRD1100IMM
● Peach Blush	BRD900DFPB	BRD900GTGPB	BRD900IPB	BRD1100DFPB	BRD1100GTGPB	BRD1100IPB
● Day's Break	BRD900DFDB	BRD900GTGDB	BRD900IDB	BRD1100DFDB	BRD1100GTGDB	BRD1100IDB
● Floral Burst	BRD900DFFB	BRD900GTGFB	BRD900DFFB	BRD1100DFFB	BRD1100GTGFB	BRD1100IFB



PORCINI MUSHROOM



ELECTRIC INDUCTION

900mm BRD900IPM
1100mm BRD1100IPM



DUAL FUEL

900mm BRD900DFPM
1100mm BRD1100DFPM



GAS THROUGH GLASS

900mm BRD900GTGPM
1100mm BRD1100GTGPM



COUNTRY BLUE



ELECTRIC INDUCTION

900mm BRD900ICB
1100mm BRD1100ICB



DUAL FUEL

900mm BRD900DFCB
1100mm BRD1100DFCB



GAS THROUGH GLASS

900mm BRD900GTGCB
1100mm BRD1100GTGCB



THUNDER BLUE



ELECTRIC INDUCTION

900mm BRD900ITB
1100mm BRD1100ITB



DUAL FUEL

900mm BRD900DFTB
1100mm BRD1100DFTB



GAS THROUGH GLASS

900mm BRD900GTGTB
1100mm BRD1100GTGTB



KINGFISHER TEAL



ELECTRIC INDUCTION

900mm BRD900IKT
1100mm BRD1100IKT




DUAL FUEL

900mm BRD900DFKT
1100mm BRD1100DFKT



GAS THROUGH GLASS

900mm BRD900GTGKT
1100mm BRD1100GTGKT



MIDNIGHT BLUE



ELECTRIC INDUCTION

900mm BRD900IMB
1100mm BRD1100IMB




DUAL FUEL

900mm BRD900DFMB
1100mm BRD1100DFMB



GAS THROUGH GLASS

900mm BRD900GTGMB
1100mm BRD1100GTGMB



CHILLI RED



ELECTRIC INDUCTION

900mm BRD900ICHR
1100mm BRD1100ICHR



DUAL FUEL

900mm BRD900DFCHR
1100mm BRD1100DFCHR




GAS THROUGH GLASS

900mm BRD900GTGCHR
1100mm BRD1100GTGCHR




MOJITO MINT



 **ELECTRIC INDUCTION**
900mm BRD900IMM
1100mm BRD1100IMM

 **DUAL FUEL**
900mm BRD900DFMM
1100mm BRD1100DFMM

 **GAS THROUGH GLASS**
900mm BRD900GTGMM
1100mm BRD1100GTGMM

STYLE IT YOUR WAY

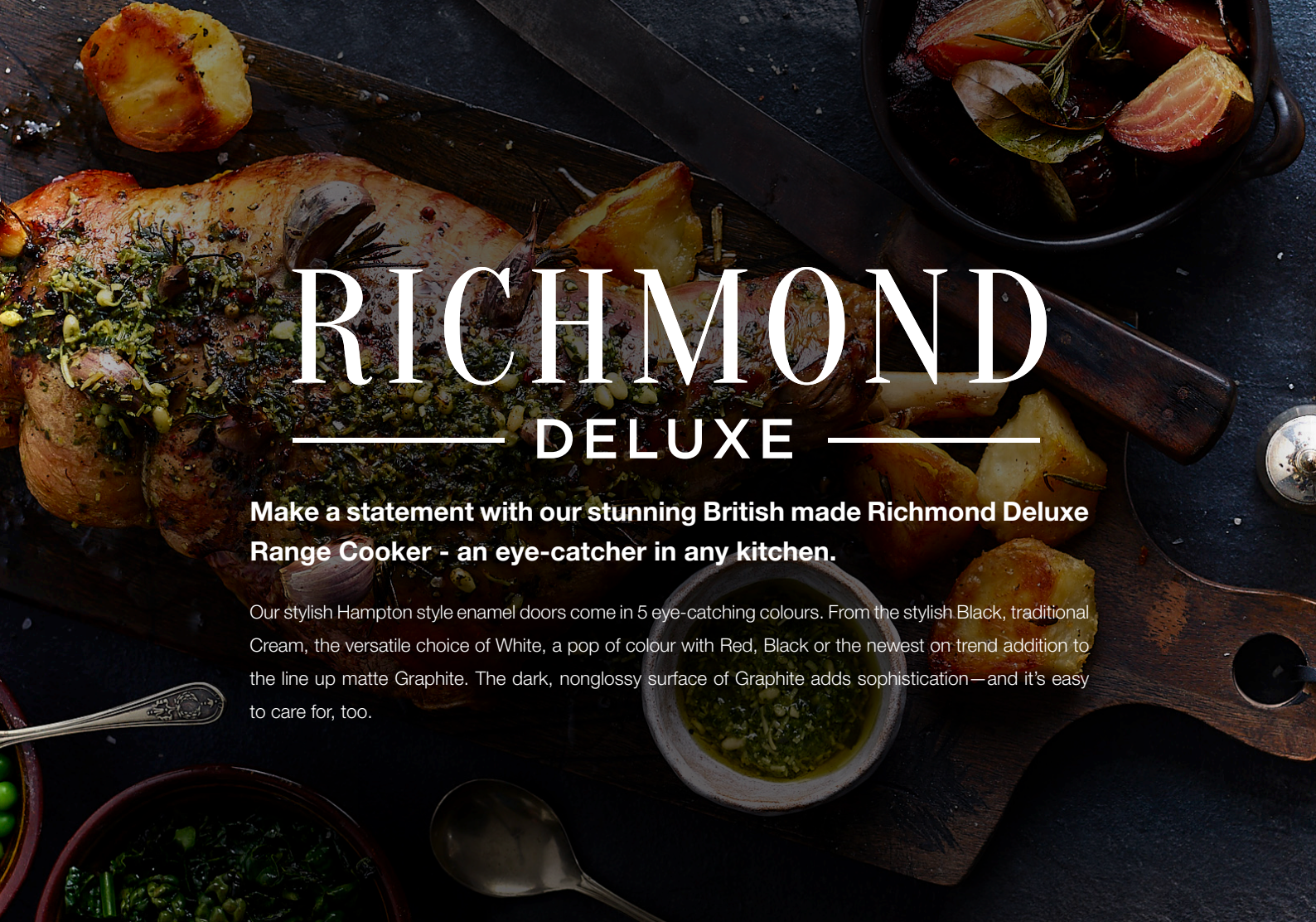


Want to see how these colours suit your kitchen? Keep an eye out on our social channels for a brand new Instagram filter, so you can bring the Colour Boutique range into your home and style it your way!



#BELLINGAU #MYBELLINGSTYLE @BELLINGAU





RICHMOND

DELUXE

Make a statement with our stunning British made Richmond Deluxe Range Cooker - an eye-catcher in any kitchen.

Our stylish Hampton style enamel doors come in 5 eye-catching colours. From the stylish Black, traditional Cream, the versatile choice of White, a pop of colour with Red, Black or the newest on trend addition to the line up matte Graphite. The dark, nonglossy surface of Graphite adds sophistication—and it's easy to care for, too.



COLOUR	RICHMOND DELUXE - MODELS					
	90CM			110CM		
	Dual Fuel	Gas-Through-Glass	Induction	Dual Fuel	Gas-Through-Glass	Induction
● Graphite	BRD900DFGR	BRD900GTGGR	BRD900IGR	BRD1100DFGR	BRD1100GTGGR	BRD1100IGR
● Cream	BRD900DFCR	BRD900GTGCR	BRD900ICR	BRD1100DFCR	BRD1100GTGCR	BRD1100ICR
● Red	BRD900DFRE	BRD900GTGRE	BRD900IRE	BRD1100DFRE	BRD1100GTGRE	BRD1100IRE
○ White	BRD900DFWH	BRD900GTGWH	BRD900IWH	BRD1100DFWH	BRD1100GTGWH	BRD1100IWH
● Black	BRD900DFB	BRD900GTGB	BRD900IB	BRD1100DFB	BRD1100GTGB	BRD1100IB



COOK•CENTRE

DELUXE

Transform your cooking experience with the CookCentre Deluxe Range Cooker.

Made to impress this range cooker has both contemporary styling with a modern versatile glass door making the cooking experience even easier. Available in both a Stainless Steel and Black glass finish the CookCentre is the perfect choice the for the avid baker looking to bring their kitchen to the next level.



WHAT’S YOUR STYLE

COLOUR	COOKCENTRE DELUXE - MODELS					
	90CM			110CM		
	Dual Fuel	Gas-Through-Glass	Induction	Dual Fuel	Gas-Through-Glass	Induction
● Stainless Steel	BCC900DFSS	BCC900GTGSS	BCC900ISS	BCC1100DFSS	BCC1100GTGSS	BCC1100ISS
● Black	BCC900DFB	BRD900GTGB	BCC900IB	BCC1100DFB	BCC1100GTGB	BCC1100IB

ACCESSORIES

Cook any meal to perfection with stylish Belling Range Cooker accessories. These accessories are incredibly versatile and deliver unbeatable results. Boost your cooking experience with the additional accessories available for your Belling Deluxe range cooker.



GRIDDLE PLATE
083638700



STEAM & INFUSE KIT
013342483



OVEN PAN & INSERT
BROP90M 90CM
BROP90T 90CM
BROP110M 110CM



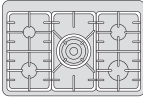

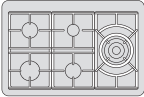
WIRE SHELF
083667300 90CM MAIN
083677101 90CM TALL
083667301 110CM MAIN



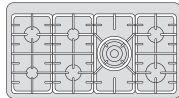

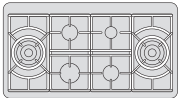
TELESCOPIC RAILS
013808500



TECHNICAL SPECIFICATIONS

MODEL	900DF	900I	900GTG
COOKTOP			
No. of burners / elements Fuel	5 Gas	5 Induction	5 Gas
Configuration			
GAS / INDUCTION COOKTOP			
Burner / element 1	Medium 6.9 MJ/h	Medium (1.6 - 3.0 Boost) kW	Medium 7.2 MJ/h
Burner / element 2	Small 3.4 MJ/h	Medium (1.6 - 3.0 Boost) kW	Small 3.6 MJ/h
Burner / element 3	Wok 14.4 MJ/h	Large (2.7 - 3.7 Boost) kW	Large 10.8 MJ/h
Burner / element 4	Large 10 MJ/h	Small (1.1 - 2.2 Boost) kW	Medium 7.2 MJ/h
Burner / element 5	Medium 6.9 MJ/h	Medium (1.4 - 3.0 Boost) kW	Wok 18 MJ/h
Cast iron pan supports	Yes	-	Yes
Automatic ignition	Yes	-	Yes
Flame safety device	Yes	-	Yes
Central on/off key	-	Yes	-
Individual residual heat indicators	-	Yes	-
Wok cradle	Yes	-	Yes
CAVITY 1			
Position	Top left	Top left	Top left
Function	Conventional oven and grill	Conventional oven and grill	Conventional oven and grill
ELECTRIC OVEN / GRILL			
Variable rate dual circuit electric grill	Yes	Yes	Yes
Conventional electric oven	Yes	Yes	Yes
CAVITY 1 FEATURES			
Internal dimensions (mm)	420 (w) x 180 (h) x 430 (d)	420 (w) x 180 (h) x 430 (d)	420 (w) x 180 (h) x 430 (d)
Gross capacity (litres)	37 (Gross) / 31 (Net)	37 (Gross) / 31 (Net)	37 (Gross) / 31 (Net)
Power (kW)	Oven (1.4) & Grill (1.7/2.7)	Oven (1.4) & Grill (1.7/2.7)	Oven (1.4) & Grill (1.7/2.7)
No. of shelves	1	1	1
No. of shelf positions	2	2	2
Full width oven pans with reversible trivet	1	1	1
Door opening	Drop-down	Drop-down	Drop-down
CAVITY 2			
Position	Bottom left	Bottom left	Bottom left
Function	Multi-function oven	Multi-function oven	Multi-function oven
ELECTRIC OVEN			
Variable rate electric grill	Yes	Yes	Yes
Conventional electric oven	Yes	Yes	Yes
Fanned electric oven	Yes	Yes	Yes
Defrost	Yes	Yes	Yes
Intensive bake (top, bottom & fan)	Yes	Yes	Yes
Top heat only	Yes	Yes	Yes
Base heat only	Yes	Yes	Yes
Base heat with fan	Yes	Yes	Yes
Grill with fan	Yes	Yes	Yes
Slow cook	Yes	Yes	Yes
Pizza	Yes	Yes	Yes
Keep warm	Yes	Yes	Yes
Bread proving	Yes	Yes	Yes
CAVITY 2 FEATURES			
Internal Dimensions (mm)	420 (w) x 325 (h) x 395 (d)	420 (w) x 325 (h) x 395 (d)	420 (w) x 325 (h) x 395 (d)
Oven Capacity (Litres)	64 (Gross) / 54 (Net)	64 (Gross) / 54 (Net)	64 (Gross) / 54 (Net)
Power (kW)	Oven (3.1) & Grill (1.7/2.7)	Oven (3.1) & Grill (1.7/2.7)	Oven (3.1) & Grill (1.7/2.7)
No. of shelves	2	2	2
No. of shelf positions	6	6	6
Full width oven pans with reversible trivet	1	1	1
Telescopic shelves	1 double extending, removable	1 double extending, removable	1 double extending, removable
Oven light	Yes	Yes	Yes
Programmable timer	Yes	Yes	Yes
Door opening	Side opening	Side opening	Side opening
CAVITY 3			
Position	Right tall	Right tall	Right tall
Function	Split fanned oven/grill	Split fanned oven/grill	Split fanned oven/grill
ELECTRIC OVEN			
Fixed rate electric grill	Yes	Yes	Yes
Fanned electric oven	Yes	Yes	Yes
Slow cook	Yes	Yes	Yes
Keep warm	Yes	Yes	Yes
Bread proving	Yes	Yes	Yes
CAVITY 3 FEATURES			
Internal Dimensions (mm)	350 (w) x 620 (h) x 395 (d)	350 (w) x 620 (h) x 395 (d)	350 (w) x 620 (h) x 395 (d)
Gross capacity (litres)	94 (Gross) / 79 (Net)	94 (Gross) / 79 (Net)	94 (Gross) / 79 (Net)
Power (kW)	Oven (3.0) & Grill (1.7)	Oven (3.0) & Grill (1.7)	Oven (3.0) & Grill (1.7)
No. of shelves	3	3	3
No. of shelf positions	8	8	8
Oven Light	Yes	Yes	Yes
Door opening	Side opening	Side opening	Side opening
TIMER			
Minute minder	Yes	Yes	Yes
Key lock feature	Yes	Yes	Yes
INSTALLATION			
Minimum gap required to fit appliance (mm)	916 (10mm clearance each side)*	916 (10mm clearance each side)*	916 (10mm clearance each side)*
Gas type	NG/ULPG (conversion kit included)	-	NG/ULPG (conversion kit included)
Gas inlet type	1/2" BSP female	-	1/2" BSP female
Gas inlet position	Rear right	-	Rear right
Power supply	240V/415V single phase/3 phase	240V single phase/3 phase	240V single phase/3 phase
Total electrical power load (kW)	8.98	16.38	8.98
Total gas consumption NG (MJ/h)	41.6	-	46.8
LPG conversion kit included	Yes	-	Yes
DIMENSIONS (PRODUCT)			
Height x Width x Depth (mm)	900 - 930 x 896 x 600	900 - 930 x 896 x 600	900 - 930 x 896 x 600

*Clearance required for cabinetry only. Gap between bench-top can be reduced to 900mm (2mm clearance on each side of hob)

MODEL	1100DF	1100I	1100GTG
COOKTOP			
No. of burners / elements Fuel	7 Gas	5 Induction	6 Gas
Configuration			
GAS / INDUCTION COOKTOP			
Burner / element 1	Small 3.4 MJ/h	Medium (1.6 - 3.0 Boost) kW	Wok 18 MJ/h
Burner / element 2	Medium 6.9 MJ/h	Medium (1.6 - 3.0 Boost) kW	Medium 7.2 MJ/h
Burner / element 3	Small 3.6 MJ/h	Large (2.3 - 3.7 Boost) kW	Small 3.6 MJ/h
Burner / element 4	Wok 14.4 MJ/h	Large 10.8 MJ/h	Large 10.8 MJ/h
Burner / element 5	Large 10 MJ/h	Medium 7.2 MJ/h	Medium 7.2 MJ/h
Burner / element 6	Large 10 MJ/h	Medium (1.4 - 3.0 Boost) kW	Wok 18 MJ/h
Burner / element 7	Medium 6.9 MJ/h	-	-
Cast iron pan supports	Yes	-	Yes
Automatic ignition	Yes	-	Yes
Flame safety device	Yes	-	Yes
Central on/off key	-	Yes	-
Individual residual heat indicators	-	Yes	-
Wok cradle	Yes	-	Yes
CAVITY 1			
Position	Top left	Top left	Top left
Function	Conventional oven and grill	Conventional oven and grill	Conventional oven and grill
ELECTRIC OVEN / GRILL			
Variable rate dual circuit electric grill	Yes	Yes	Yes
Conventional electric oven	Yes	Yes	Yes
CAVITY 1 FEATURES			
Internal dimensions (mm)	470 (w) x 180 (h) x 430 (d)	470 (w) x 180 (h) x 430 (d)	470 (w) x 180 (h) x 430 (d)
Oven capacity (litres)	41 (Gross) / 35 (Net)	41 (Gross) / 35 (Net)	41 (Gross) / 35 (Net)
Power (kW)	Oven (1.4) & Grill (1.7/2.7)	Oven (1.4) & Grill (1.7/2.7)	Oven (1.4) & Grill (1.7/2.7)
No. of shelves	1	1	1
No. of shelf positions	2	2	2
Full width oven pans with reversible trivet	1	1	1
Door opening	Drop-down	Drop-down	Drop-down
CAVITY 2			
Position	Bottom left	Bottom left	Bottom left
Function	Multi-function oven	Multi-function oven	Multi-function oven
ELECTRIC OVEN			
Variable rate electric grill	Yes	Yes	Yes
Conventional electric oven	Yes	Yes	Yes
Fanned electric oven	Yes	Yes	Yes
Defrost	Yes	Yes	Yes
Intensive bake (top, bottom & fan)	Yes	Yes	Yes
Top heat only	Yes	Yes	Yes
Base heat only	Yes	Yes	Yes
Base heat with fan	Yes	Yes	Yes
Grill with fan	Yes	Yes	Yes
Slow cook	Yes	Yes	Yes
Pizza	Yes	Yes	Yes
Keep warm	Yes	Yes	Yes
Bread proving	Yes	Yes	Yes
CAVITY 2 FEATURES			
Internal dimensions (mm)	470 (w) x 325 (h) x 395 (d)	470 (w) x 325 (h) x 395 (d)	470 (w) x 325 (h) x 395 (d)
Oven capacity (litres)	71 (Gross) / 60 (net)	71 (Gross) / 60 (net)	71 (Gross) / 60 (net)
Power (kW)	Oven (3.1) & Grill (1.7/2.7)	Oven (3.1) & Grill (1.7/2.7)	Oven (3.1) & Grill (1.7/2.7)
No. of shelves	2	2	2
No. of shelf positions	6	6	6
Full width oven pans with reversible trivet	1	1	1
Telescopic shelves	1 double extending, removable	1 double extending, removable	1 double extending, removable
Oven light	Yes	Yes	Yes
Programmable timer	Yes	Yes	Yes
Door opening	Side opening	Side opening	Side opening
CAVITY 3			
Position	Top right	Top right	Top right
Function	Fan forced oven	Fan forced oven	Fan forced oven
ELECTRIC OVEN			
Fixed rate electric grill	-	-	-
Fanned electric oven	Yes	Yes	Yes
Slow cook	Yes	Yes	Yes
Keep warm	Yes	Yes	Yes
Bread proving	Yes	Yes	Yes
CAVITY 3 FEATURES			
Internal dimensions (mm)	470 (w) x 350 (h) x 395 (d)	470 (w) x 350 (h) x 395 (d)	470 (w) x 350 (h) x 395 (d)
Oven capacity (litres)	71 (Gross) / 64 (Net)	71 (Gross) / 64 (Net)	71 (Gross) / 64 (Net)
Power (kW)	2.0	2.0	2.0
No. of shelves	2	2	2
No. of shelf positions	6	6	6
Oven Light	Yes	Yes	Yes
Door opening	Side opening	Side opening	Side opening
CAVITY 4			
Position	Bottom right	Bottom right	Bottom right
Function	Slow cook oven	Slow cook oven	Slow cook oven
Fuel	Electric	Electric	Electric
CAVITY 4 FEATURES			
Internal dimensions (mm)	470 (w) x 200 (h) x 430 (d)	470 (w) x 200 (h) x 430 (d)	470 (w) x 200 (h) x 430 (d)
Oven capacity (litres)	41 (Gross) / 41 (Net)	41 (Gross) / 41 (Net)	41 (Gross) / 41 (Net)
Power (kW)	0.16	0.16	0.17
Door opening	Drop-down	Drop-down	Drop-down
TIMER			
Minute minder	Yes	Yes	Yes
Key lock feature	Yes	Yes	Yes
INSTALLATION			
Minimum gap required to fit appliance (mm)	1116 (10mm clearance each side)*	1116 (10mm clearance each side)*	1116 (10mm clearance each side)*
Gas type	NG/LPG (conversion kit included)	-	NG/ULPG (conversion kit included)
Gas inlet type	1/2" BSP female	-	1/2" BSP female
Gas inlet position	Rear right	-	Rear right
Power supply	240V single phase/3 phase	240V single phase/3 phase	240V single phase/3 phase
Total electrical power load (kW)	8.125	15.525	8.125
Total gas consumption NG (MJ/h)	51.9	-	64.8
LPG conversion kit included	Yes	-	Yes
DIMENSIONS (PRODUCT)			
Height x Width x Depth (mm)	900 - 930 x 1096 x 600	900 - 930 x 1096 x 600	900 - 930 x 1096 x 600

*Clearance required for cabinetry only. Gap between bench-top can be reduced to 900mm (2mm clearance on each side of hob)



#BELLINGAU @BELLINGAU

GlenDimplex
AUSTRALIA



8 Lakeview Dr, Scoresby VIC, 3179

T: 1800 444 357

E: Customer.care.ha@glendimplex.com.au

W: Belling.com.au