

**The CookCentre Deluxe with Quad Oven**

Giving you 4 independent ovens in the one range cooker

**224L  
TOTAL  
CAPACITY**

**QUAD  
OVEN**

**COOL  
TOUCH**

**MADE IN  
BRITAIN**

**5  
YEAR  
WARRANTY**



**Colours**




Black: BCC1100IB | Stainless Steel: BCC1100ISS

**Features & Benefits**




**Huge 224L Capacity**

Maximum capacity, endless results. Creating as much space as possible, our combined 224L capacity ovens give you the versatility of cooking the largest roast and baking desserts for the masses all at once.



**Oven 1: 41L Compact Oven with Grill**

Perfect for efficiently cooking small meals, the small oven combines a conventional oven with a multi-function grill.



**Oven 2: 71L Multi-function Oven for Perfect Results**

With 13 settings to choose from such as Fan and Conventional options, Pizza function, Grill settings and more, you can perfectly cook anything from pavlova to pastizzi with ease.



**Oven 3: 71L Equiflow™ Oven**

Features 5 essential settings: Equiflow™ Fan Forced Cooking, Slow Cook, Keep Warm, Bread Proving and Light.



**Oven 4: 41L Slow Cook Oven**

A dedicated Slow Cook Oven perfect for using your favourite cast iron dish to cook tender and tasty slow cooked meals. Also ideal to use as a plate warmer.



**Induction Cooktop**

5 zone induction hotplate with EuroKera glass and a digital display. Touch slide controls and 10 power levels including boost. Induction features include Timer, Child Safety Lock, Pan Detection, Overheat Pan Detection, Individual Residual Heat Indicators and preset functions.



**Additional Features**

Includes removable double extending telescopic runners, a large easy to read white LED display and touch control screen, full width oven pans, premium knobs and rear wheels.

## Functions


### Top Left



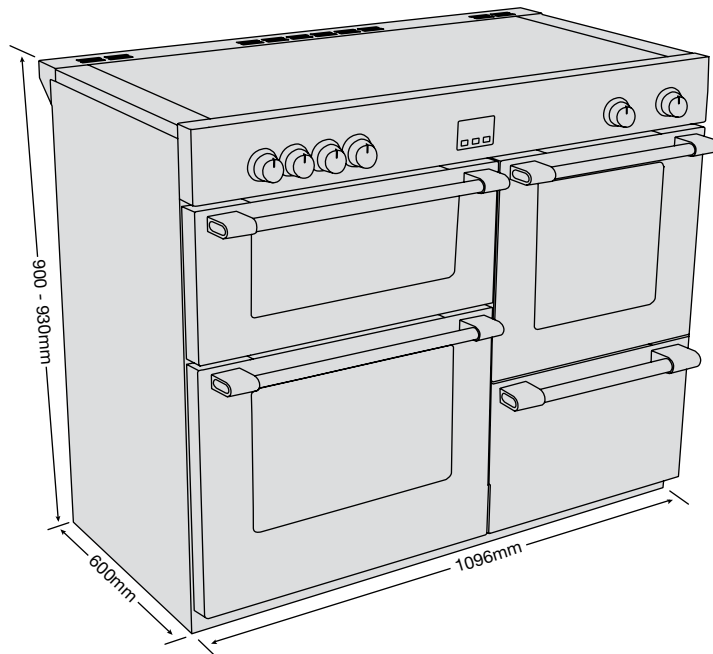
### Bottom Left



### Top Right



### Bottom Right



## COOKCENTRE DELUXE BCC11001

<b>COOKTOP</b>	
No. of elements	5
Fuel	Electric
<b>INDUCTION COOKTOP</b>	
Element 1 (kW)	Medium (1.6 - 3.0 Boost)
Element 2 (kW)	Medium (1.6 - 3.0 Boost)
Element 3 (kW)	Large (2.3 - 3.7 Boost)
Element 4 (kW)	Small (1.1 - 2.2 Boost)
Element 5 (kW)	Medium (1.4 - 3.0 Boost)
Central on/off key	Yes
Individual residual heat indicators	Yes
<b>CAVITY 1</b>	
Position	Top left
Function	Conventional oven and grill
<b>ELECTRIC OVEN / GRILL</b>	
Variable rate dual circuit electric grill	Yes
Conventional electric oven	Yes
<b>CAVITY 1 FEATURES</b>	
Oven capacity (litres)	41 (Gross) / 35 (Net)
Internal dimensions (mm)	470 (w) x 180 (h) x 430 (d)
Power (kW)	Oven (1.4) & Grill (1.7/2.7)
No. of shelves	1
No. of shelf positions	2
Full width oven pans with reversible trivet	1
Door opening	Drop-down
<b>CAVITY 2</b>	
Position	Bottom left
Function	Multi-function oven
<b>ELECTRIC OVEN</b>	
Variable rate electric grill	Yes
Conventional electric oven	Yes
Fanned electric oven	Yes
Defrost	Yes
Intensive bake (top, bottom & fan)	Yes
Top heat only	Yes
Base heat only	Yes
Base heat with fan	Yes
Grill with fan	Yes
Slow cook	Yes
Pizza	Yes
Keep warm	Yes
Bread proving	Yes

<b>CAVITY 2 FEATURES</b>	
Oven capacity (litres)	71 (Gross) / 60 (Net)
Internal dimensions (mm)	470 (w) x 325 (h) 395 (d)
Power (kW)	Oven (3.1) & Grill (1.7/2.7)
No. of shelves	2
No. of shelf positions	6
Full width oven pans with reversible trivet	1
Telescopic shelves	1 double extending, removable
Oven light	Yes
Programmable timer	Yes
Door opening	Side opening
<b>CAVITY 3</b>	
Position	Top right
Function	Fan forced oven
<b>ELECTRIC OVEN</b>	
Fanned electric oven	Yes
Slow cook	Yes
Keep warm	Yes
Bread proving	Yes
<b>CAVITY 3 FEATURES</b>	
Oven capacity (litres)	71 (Gross) / 60 (Net)
Internal dimensions (mm)	470 (w) x 350 (h) 395 (d)
Power (kW)	2.0
No. of shelves	2
No. of shelf positions	6
Oven Light	Yes
Door opening	Side opening
<b>CAVITY 4</b>	
Position	Bottom right
Function	Slow cook oven
Fuel	Electric
<b>CAVITY 4 FEATURES</b>	
Oven capacity (litres)	71 (Gross) / 60 (Net)
Internal dimensions (mm)	470 (w) x 350 (h) 395 (d)
Power (kW)	0.17
Door opening	Drop-down
<b>TIMER</b>	
Minute minder	Yes
Key lock feature	Yes
<b>INSTALLATION</b>	
Minimum gap required to fit appliance (mm)	1106 (10mm clearance each side)
Power supply	240V / 415V single phase / 3 phase
Total electrical power load (kW)	15.525
<b>DIMENSIONS (PRODUCT)</b>	
Height x Width x Depth (mm)	900 - 930 x 1096 x 600

If this appliance is installed near vinyl wrapped surfaces, we strongly recommend using an installation kit available from the vinyl-wrap supplier. Belling cannot accept any responsibility for damage caused due to installation into cabinets with low temperature tolerances.

Additional accessories available - please see [belling.com.au](http://belling.com.au) for more information