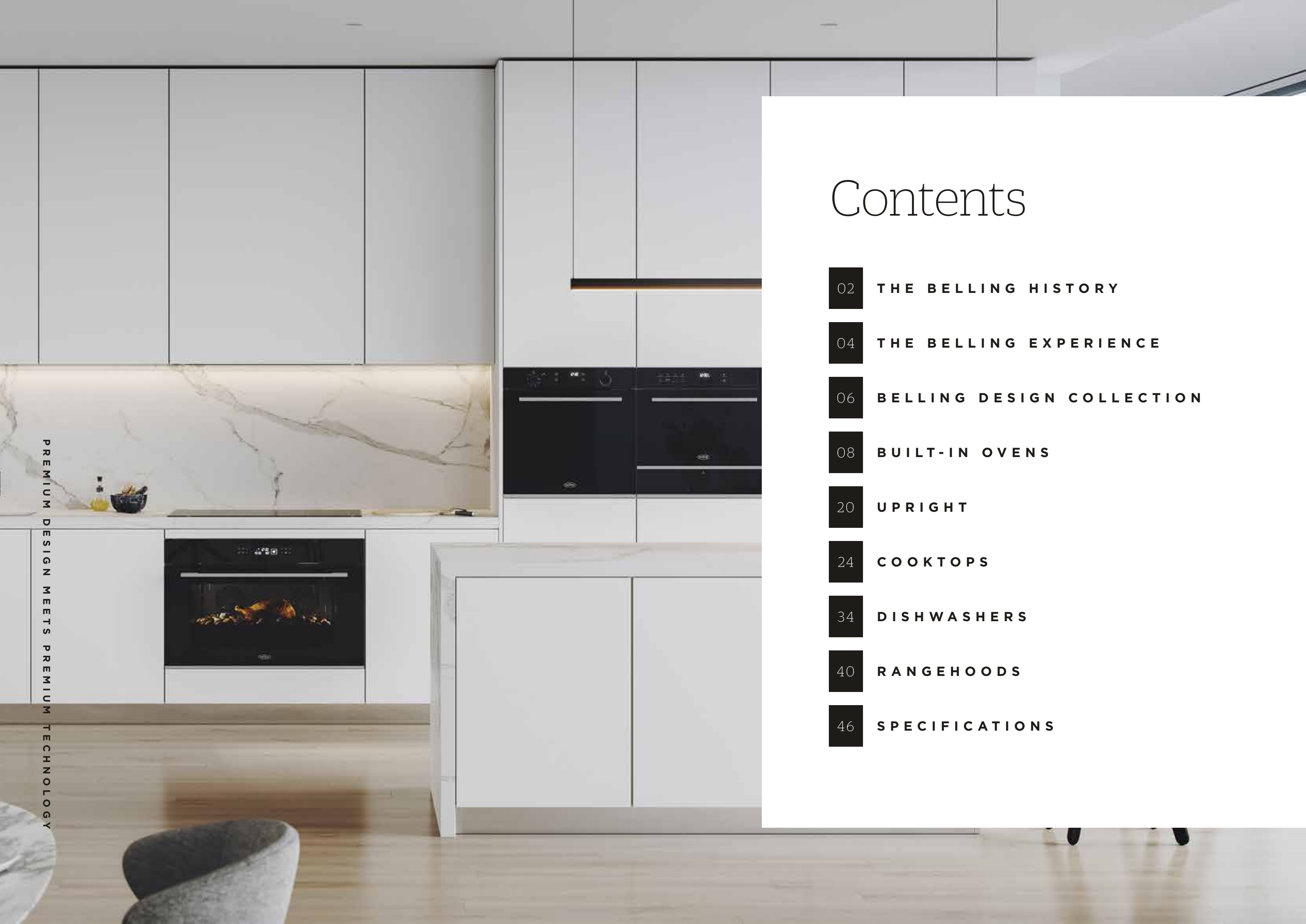


PREMIUM DESIGN MEETS PREMIUM TECHNOLOGY



INNOVATING  
SINCE 1912



PREMIUM DESIGN MEETS PREMIUM TECHNOLOGY

# Contents

- 02 THE BELLING HISTORY
- 04 THE BELLING EXPERIENCE
- 06 BELLING DESIGN COLLECTION
- 08 BUILT-IN OVENS
- 20 UPRIGHT
- 24 COOKTOPS
- 34 DISHWASHERS
- 40 RANGEHOODS
- 46 SPECIFICATIONS



# The Belling History

Belling has been revolutionising kitchen appliances for over a century to become one of Australia's favourite home brands. Our rich 100-year history has seen the launch of a number of world firsts, always meeting the highest of demands in terms of flawless design, innovation, exquisite quality and world-leading technology.

Over the years, Belling products have always stayed ahead of the game, constantly updating to remain at the forefront of innovations, but one thing has always remained the same: our dedication to quality, choice, reliability and service. Our Founder, Charles Belling, regularly used the catchphrase "You can't beat a Belling" and this statement remains true in 2020. Over a century later, we've stayed true to Charles' vision for the company, focusing on producing innovative, reliable and well-made products and making sure Belling's appliances are the starting point for unforgettable culinary experiences.

PREMIUM DESIGN MEETS PREMIUM TECHNOLOGY



# The Belling Experience

Belling has been bringing smart innovation to kitchens for over a century so each appliance in the Design Collection is 100 years of expert craftsmanship in the making. Rated #1 for oven brands in Finder's 2019/2020 Retail Awards after being recommended by 100% of the people surveyed, the British heritage brand is one of the most trusted names in the industry.



Dedicated to bringing you the highest quality and reliability. Belling is one of the world's most experienced kitchen appliance manufacturers.





# Belling Design Collection

Premium design meets premium technology with the Belling Design Collection. Enhance any kitchen space with built-in and freestanding ovens featuring sleek 'Pure Black' oven glass, cooktops made from stainless steel or high-grade Italian tempered glass and ultra-stylish dishwashers that are refined in both look and function. Each appliance has been expertly designed with style at the forefront to create a sophisticated and seamless finish.

With premium features such as soft-closing doors, digital programming, ceramic surfaces, touch and slide controls, this collection combines high-end visuals with a flawless aesthetic. Improve any kitchen space by using a trusted brand that has been bringing premium design and innovative technology to people's homes for over a century.





# BUILT-IN OVENS

BUILT-IN / COMBINATION STEAM MICROWAVE / WARMING DRAWER

## Huge Oven Capacity

Maximum capacity, endless results. With a huge total oven capacity, you have the freedom to cook whatever your heart desires.

## Extra-Large Oven Tray

The unparalleled 50mm deep extra-large oven tray lets you utilise the huge oven capacity to the fullest, giving you the ultimate flexibility to cook for your whole family.

## EasyFix Telescopic Rail

The full-extension EasyFix telescopic rail allows you to effortlessly slide oven accessories in and out of the oven. Perfect for handling heavy baking trays when preparing a Sunday roast.

## Pyrolytic Self-Cleaning

Looking after your oven has never been easier. Simply use the Belling Pyrolytic Self-Cleaning function to reduce grease and food residue to ash before wiping away with a damp cloth.

## Digital Programmer & Timer

The touch control programmable timer allows you to set a simple minute minder to alert you when your selected cooking duration has ended, as well as program your start time and cooking duration for ultimate flexibility. You can also use it as a kitchen timer for smaller tasks such as boiling eggs or cooking pasta.

## ReadyCook Recipe Assist

Cooking has never been more fun than with the Belling ReadyCook™ oven. Follow the intuitive display and choose from one of the 150 pre-programmed recipes or select your own settings in manual mode with minimal effort.

\*Select models only



BDO9608BK

90 X 60 CM

## Built-in Black Glass Oven

### KEY FEATURES

8 Function Oven	'Pure Black' Oven Glass	Soft-Closing Door
LED Display	Extra-Large Oven Tray	Digital Programmer
135 Litre Capacity	Twin Fan System	Manual Control Knobs

### PRODUCT DIMENSIONS

895 (w) x 595 (h) x 558 (d)



FAN FORCED



CONVENTIONAL OVEN



FAN BAKE



DEFROST



TURBO



FULL GRILL



FAN GRILL



BASE HEAT



BDO9611BK

90 X 60 CM

## Built-in Black Glass Oven

### KEY FEATURES

11 Function Oven	'Pure Black' Oven Glass	Soft-Closing Door
Full-Touch Display	Extra-Large Oven Tray	EasyFix Telescopic Rail
135 Litre Capacity	Twin Fan System	Digital Programmer

### PRODUCT DIMENSIONS

895 (w) x 595 (h) x 558 (d)



FAN FORCED



CONVENTIONAL OVEN



FAN BAKE



DEFROST



TURBO



FAN GRILL



HALF GRILL



FULL GRILL



KEEP WARM



BASE HEAT



TOP HEAT



## 60CM Built-in Black Glass Oven

### KEY FEATURES

6 Function Oven      'Pure Black' Oven Glass  
10amp Plug      Digital Timer  
90 Litre Capacity

### PRODUCT DIMENSIONS

597 (w) x 595 (h) x 572 (d)



FAN  
FORCED



CONVENTIONAL  
OVEN



FAN  
BAKE



DEFROST



FULL  
GRILL



FAN  
GRILL



## 60CM Built-in Black Glass Oven

### KEY FEATURES

9 Function Oven      Deep-Dish Baking Tray      EasyFix Telescopic Rails  
90L Capacity      Digital Programmer  
'Pure Black' Oven Glass      Soft-Closing Door

### PRODUCT DIMENSIONS

597 (w) x 595 (h) x 572 (d)



FAN  
FORCED



CONVENTIONAL  
OVEN



FAN  
BAKE



DEFROST



HALF  
GRILL



FAN  
GRILL



FULL  
GRILL



PIZZA



LIGHT





## 60CM Built-In Pyrolytic Oven

### KEY FEATURES

9 Function Oven	'Pure Black' Oven Glass	Soft-Closing Door
Touch Display	Deep-Dish Baking Tray	x2 EasyFix Telescopic Rails
90 Litre Capacity	Pyrolytic Self-Clean	

### PRODUCT DIMENSIONS

597 (w) x 595 (h) x 572 (d)



FAN FORCED



CONVENTIONAL OVEN



FAN BAKE



DEFROST



HALF GRILL



FAN GRILL



FULL GRILL



PIZZA



PYRO SELF CLEAN



## 60CM Built-In ReadyCook Oven

### KEY FEATURES

10 Function Oven	ReadyCook Recipe Assist	Deep-Dish Baking Tray
Full-Colour TFT Display	150 Pre-Programmed Recipes	Soft-Closing Door
90 Litre Capacity	VapourClean	x2 EasyFix Telescopic Rails

### PRODUCT DIMENSIONS

597 (w) x 595 (h) x 572 (d)



FAN FORCED



CONVENTIONAL OVEN



FAN BAKE



DEFROST



HALF GRILL



FAN GRILL



FULL GRILL



TOP HEAT



ROTISSERIE



LIGHT

BD45CSBK



45CM


## Combination Steam Microwave Oven

### KEY FEATURES

Multifunction Oven With Steam	Microwave	Grill And Convection
34 Litre Oven Capacity	Auto Open Water Tank	Automatic Programs
Digital Programmer	Cooking with Steam	80 Pre-Programmed Recipes

### PRODUCT DIMENSIONS

595 (w) x 454 (h) x 525 (d)

5  
Year  
warranty


BD28MBK



28L

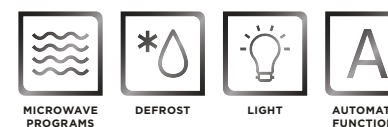
## Built-in Microwave Oven

### KEY FEATURES

28L Oven Capacity	Defrost Settings	Being Family
Digital Programmer	30 Second Quick Start	
Precise Heating Control	Automatic Cooking Functions	

### PRODUCT DIMENSIONS

595 (w) x 388 (h) x 400 (d)

5  
Year  
warranty




PREMIUM DESIGN MEETS PREMIUM TECHNOLOGY

## 14 CM Built-In Warming Drawer



### KEY FEATURES

9 Temperature Settings	Food Warming & Defrost	Digital Timer
Digital Touch Control	Slow Cooking	Pure Black Glass
22 Litre Capacity	Soft-Closing Drawer	Stainless Steel Trim

### PRODUCT DIMENSIONS

595 (w) x 141 (h) x 541 (d)





# UPRIGHT

## UPRIGHT COOKER

### Premium Matte Black Finish

Ultra Sleek and stylish Matte black finish making a beautiful kitchen statement piece that is sure to turn heads.

### 5 Burners with Twin Woks

Italian made burners which include two high-power Double Crown burners to provide precise control and even heat distribution; perfect for all varieties of food.

### Cast Iron Trivets

Heavy-duty cast iron trivets provide a stable cooking surface so pans can easily move across the burners.

### Telescopic Rail

The  $\frac{3}{4}$  extension telescopic rail allows you to effortlessly slide oven accessories in and out of the cavity. Perfect for handling heavy baking trays when preparing a Sunday roast.

### Large Oven Capacity

Maximum capacity, endless results. With a huge 121-litre total oven capacity, you have the freedom to cook whatever your heart desires.

### Digital Programmer

The programmable timer allows you to set a simple minute reminder as well as program your start time and cooking duration for ultimate flexibility.

\*Select models only



90CM  
Dual Fuel Upright Cooker



BDU958DBK

- KEY FEATURES**
- 5 Burners with Twin Woks
  - 8 Cooking functions
  - Premium Matte Black Surface
  - Cast Iron Trivets
  - Telescopic Rail
  - Large 121 litre Oven Capacity
  - Digital Programmer

**PRODUCT DIMENSIONS**  
898 (w) x 880-960\* (h) x 595 (d)

OVEN

FAN FORCED

CONVENTIONAL OVEN

FAN BAKE

DEFROST

FULL GRILL

FAN GRILL

BASE HEAT

LIGHT

COOKTOP

CAST IRON TRIVETS

FLAME SAFETY

AUTO IGNITION

POWER WOK

GAS

5

Year warranty

Made in Europe



PREMIUM DESIGN MEETS PREMIUM TECHNOLOGY



# COOKTOPS

GAS / GAS-THRU-GLASS / CERAMIC / INDUCTION

## Cast Iron Trivets

Heavy-duty cast iron trivets provide a stable cooking surface so pans can easily move across the worktop. Includes a cast iron wok support and mini pot stand.

## Flame Safety

All of the gas burners are fitted with a flame failure safety device. If the flame goes out accidentally, the gas turns off automatically.

## Touch + Slide Control

The Belling Touch + Slide controls are designed to be effortless to use. Simply activate the desired zone and slide your finger across the touch bar to select the perfect power or timer setting.

## Premium Matte-Grey Ceramic Surface

Made from premium Eurokera ceramic glass with a stylish Matte-Grey effect and finished with bevelled edges, this cooktop adds a high-end, minimalist style to your kitchen.

## Belling Flex-Zone

The Belling Flex Zone feature enables the two left-hand zones to be bridged together to accommodate even the largest of cookware.

## Pause Cooking Function

This useful function allows you to pause your cooking at any stage if life's interruptions take you away from the kitchen. Simply press the pause button again when you're ready to resume.

## Chef Mode

The Belling Chef Mode allows you to choose between different pre-set heated zones just by moving your cookware across the surface. Go from a low simmer to a rapid boil by simply placing your pan on different zones to cook like a true chef.

\*Select models only

BDC604S



60CM

## Stainless Steel Gas Cooktop

### KEY FEATURES

4 Burners with Wok	Flame Safety	Mini Pot Stand
Cast Iron Trivets	Easy to Use Controls	
Premium Stainless Steel Surface	Cast Iron Wok Support	

### PRODUCT DIMENSIONS

590 (w) x 60 (h) x 510 (d)



CAST IRON TRIVETS



FLAME SAFETY



AUTO IGNITION



POWER WOK



GAS

BDC905LS



90CM

## Stainless Steel Gas Cooktop

### KEY FEATURES

5 Burners with Left Side Wok	Flame Safety	Mini Pot Stand
Cast Iron Trivets	Easy to Use Controls	
Premium Stainless Steel Surface	Cast Iron Wok Support	

### PRODUCT DIMENSIONS

890 (w) x 60 (h) x 510 (d)



CAST IRON TRIVETS



FLAME SAFETY



AUTO IGNITION



POWER WOK



GAS





## 60CM Black Gas-Thru-Glass Cooktop

### KEY FEATURES

4 Burners with Wok	Flame Safety	Mini Pot Stand
Cast Iron Trivets	Easy to Use Controls	
Premium Tempered Glass Surface	Cast Iron Wok Support	

### PRODUCT DIMENSIONS

580 (w) x 60 (h) x 510 (d)



CAST IRON TRIVETS



FLAME SAFETY



AUTO IGNITION



POWER WOK



GAS



## 90CM Black Gas-Thru-Glass Cooktop

### KEY FEATURES

5 Burners with Left Side Wok	Flame Safety	Mini Pot Stand
Cast Iron Trivets	Easy to Use Controls	
Premium Tempered Glass Surface	Cast Iron Wok Support	

### PRODUCT DIMENSIONS

890 (w) x 60 (h) x 510 (d)



CAST IRON TRIVETS



FLAME SAFETY



AUTO IGNITION



POWER WOK

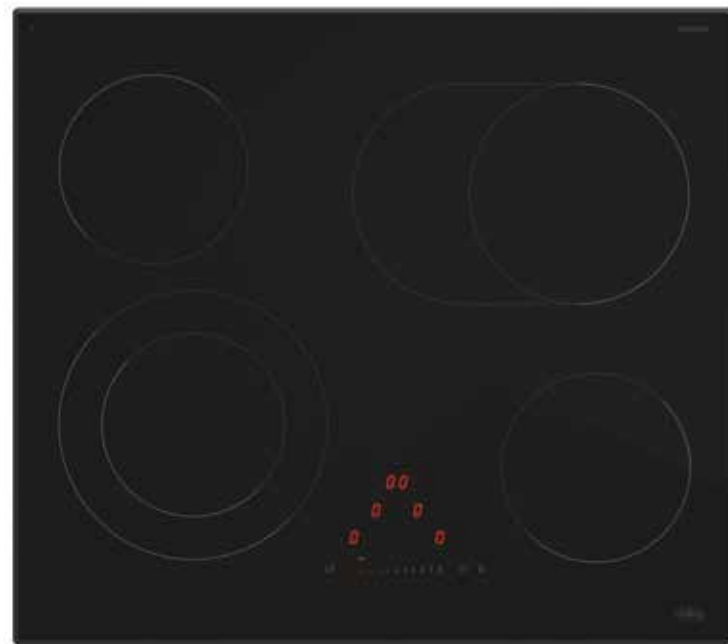


GAS



## 60 CM Ceramic Cooktop

BDC64CE



### KEY FEATURES

- 4 Cooking Zones
- Touch + Slide Control
- Premium Ceramic Surface
- Extendable Zones
- Pause Cooking Function

### PRODUCT DIMENSIONS

590 (w) x 45 (h) x 520 (d)




5  
Year  
warranty

Made in  
Europe



PREMIUM DESIGN MEETS PREMIUM TECHNOLOGY

BDC64INF



## 60CM Induction Cooktop

### KEY FEATURES

- 4 Cooking Zones
- Premium Matte-Grey Ceramic Surface
- Belling Flex-Zone
- Pause Cooking Function
- Touch + Slide Control

### PRODUCT DIMENSIONS

590 (w) x 57 (h) x 520 (d)



BDC95IN2F



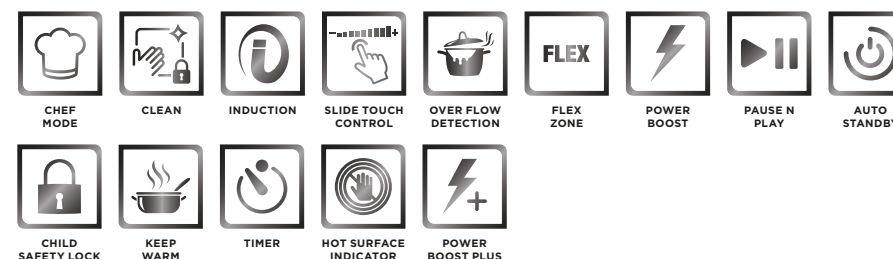
## 90CM Induction Cooktop

### KEY FEATURES

- 5 Cooking Zones
- Premium Matte-Grey Ceramic Surface
- 2 Belling Flex-Zones
- Chef Mode
- Touch + Slide Control
- Pause Cooking Function

### PRODUCT DIMENSIONS

880 (w) x 55 (h) x 520 (d)





# DISHWASHERS

F R E E S T A N D I N G / F U L L Y I N T E G R A T E D

## Place Settings

Never run short of space with 14 or 16 place settings. Plenty of flexible loading options with sliding cutlery basket as well as adjustable upper shelf to create more room on the lower basket.

## Wash Programs

Ranging from a Mini 30 minute program for when you need clean dishes in a hurry, through to an Intensive 70° wash for those pans with baked on food, all bases are covered with the choice of 5 or 8 wash programs.

## Powerful Spray Arm

The heavy-duty spray arms are more powerful than ever. Reaching the toughest of stains leaving your dishes sparkling clean.

## Half Load & 4 Auxiliary Functions

Engage the half load function to save on energy and water when the dishwasher is only partially full. Customise your wash program with an auxiliary function including half load to save on energy and water and extra drying for ensuring plastics are free from any drips.

## HydoSense

Utilised in the Auto Wash program, the HydoSense feature analyses how dirty the water is after the initial rinse and adjusts the temperature and run time accordingly, ensuring perfect results every time.

## Active Drying System

Improved effectiveness over a natural drying system, the built in fan removes the hot and humid air after the wash cycle is completed, allowing your dishes to dry quickly and thoroughly.

## Brushless Motor

Built to be more efficient and durable, the brushless motor not only costs less to run but is quieter as well.

\*Select models only

BD14FSDX



## 60CM Freestanding Dishwasher

### KEY FEATURES

- |                    |                                 |
|--------------------|---------------------------------|
| 14 Place Settings  | Aqua Stop                       |
| 5 Wash Programs    | Powerful Spray Arm              |
| Half Load Function | Mini side cutlery tray & basket |

### PRODUCT DIMENSIONS

598 (w) x 850 - 865 (h) x 598 (d)



BD16FSDX



## 60CM Freestanding Dishwasher

### KEY FEATURES

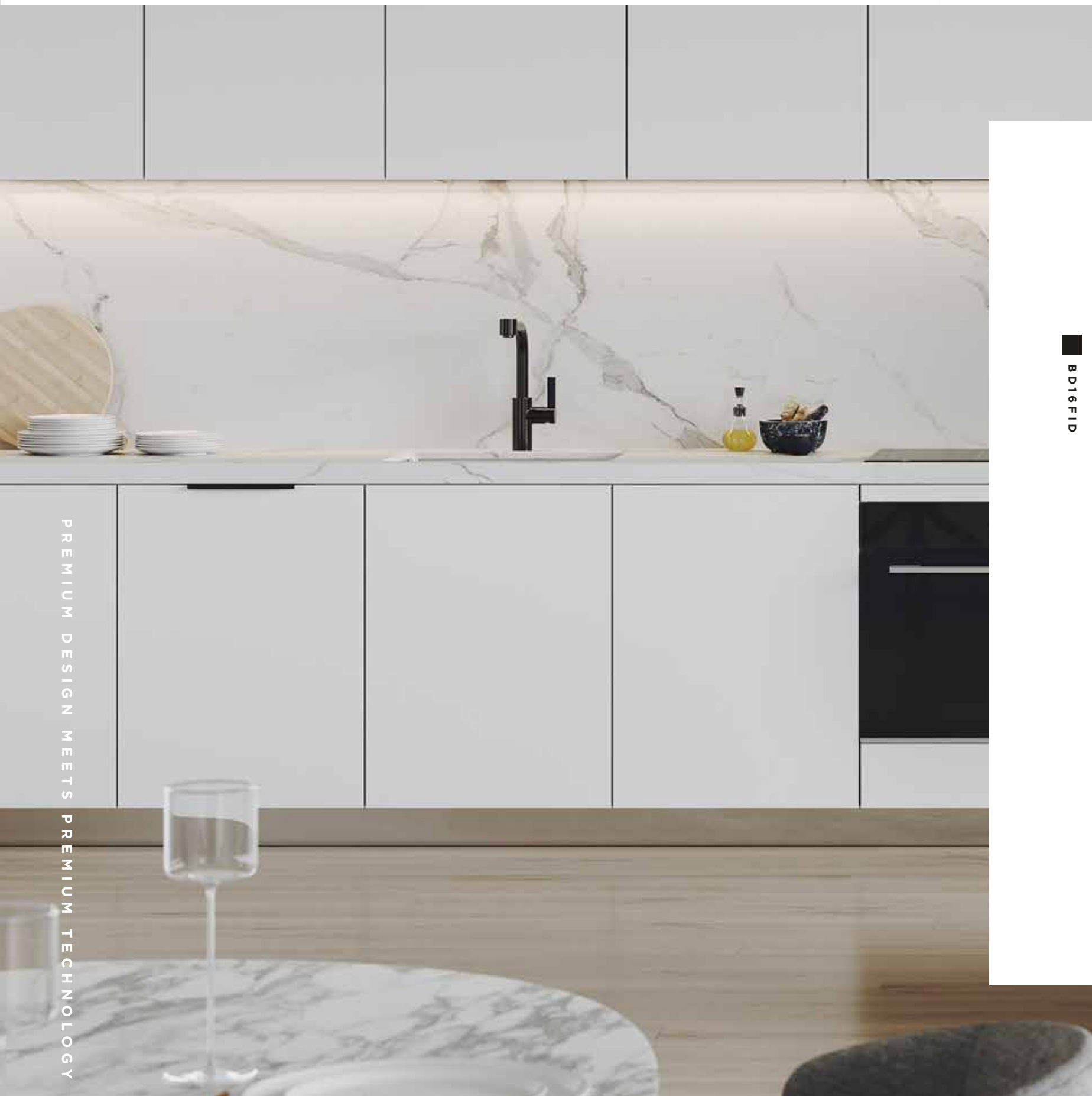
- |                       |                      |                        |
|-----------------------|----------------------|------------------------|
| 16 Place Settings     | HydroSense           | Full size cutlery tray |
| 8 Wash Programs       | Active Drying System | & basket               |
| 4 Auxiliary Functions | Brushless Motor      |                        |

### PRODUCT DIMENSIONS

598 (w) x 850 - 865 (h) x 598 (d)

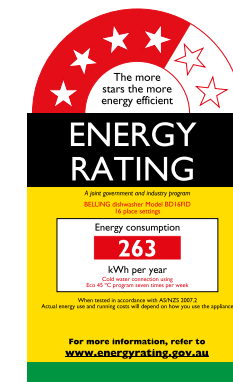






## 60CM Fully Integrated Dishwasher

BD16FID



### KEY FEATURES

- 16 Place Settings
- 8 Wash Programs
- 4 Auxiliary Functions
- HydroSense
- Active Drying System
- Brushless Motor
- Floor LED Indicator
- Full size cutlery tray & basket

### PRODUCT DIMENSIONS

598 (w) x 818 - 918 (h) x 550 (d)



ADD A

# RANGEHOOD

TO YOUR BELLING DESIGN COLLECTION



## UNDERMOUNT RANGEHOODS



**52CM UNDERMOUNT RANGEHOOD**  
BY TECHNIKA PROFESSIONAL | TGU52BK

### PRODUCT DIMENSIONS

520 (w) x 254 (h) x 296 (d)

### KEY FEATURES

3 fan speeds / 1000m<sup>3</sup>/h maximum airflow / Ducted operation + perimeter aspiration /  
Black glass finish / Sensor touch controls / 1 aluminium mesh filter /  
2 2W LED strip lights / Timer / **5 year warranty**



**90CM UNDERMOUNT RANGEHOOD**  
BY TECHNIKA PROFESSIONAL | TGU90BK

### PRODUCT DIMENSIONS

900 (w) x 310 (h) x 296 (d)

### KEY FEATURES

3 fan speeds / 1000m<sup>3</sup>/h maximum airflow / Ducted operation + perimeter aspiration /  
Black glass finish / Sensor touch controls / 1 aluminium mesh filter /  
2 2W LED strip lights / Timer / **5 year warranty**

## CANOPY RANGEHOODS



**60CM CANOPY RANGEHOOD**  
BY TECHNIKA PROFESSIONAL | TCR60BK

### PRODUCT DIMENSIONS

600 (w) x 477 - 840 (h) x 485 (d)

### KEY FEATURES

4 fan speeds + Turbo / 1000m<sup>3</sup>/h maximum airflow / Ducted operation  
Stainless steel finish + black glass fascia / Sensor touch controls / LED display /  
2 stainless steel baffle filters / 2 2W LED lights / Timer / **5 year warranty**



**90CM CANOPY RANGEHOOD**  
BY TECHNIKA PROFESSIONAL | TCR90BK

### PRODUCT DIMENSIONS

900 (w) x 477 - 840 (h) x 485 (d)

### KEY FEATURES

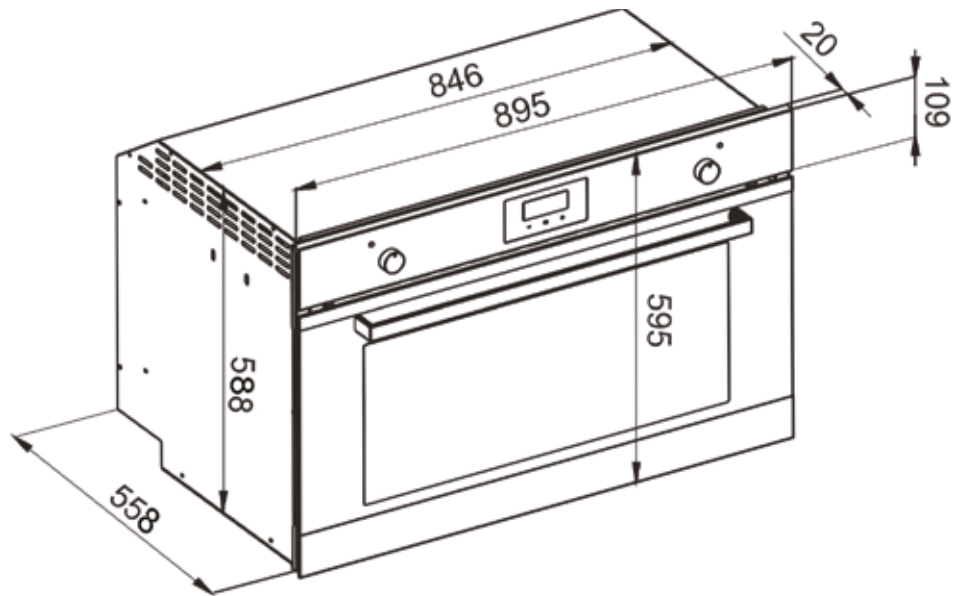
4 fan speeds + Turbo / 1000m<sup>3</sup>/h maximum airflow / Ducted operation  
Stainless steel finish + black glass fascia / Sensor touch controls / LED display  
3 stainless steel baffle filters / 2 2W LED lights / Timer / **5 year warranty**



# SPECIFICATIONS

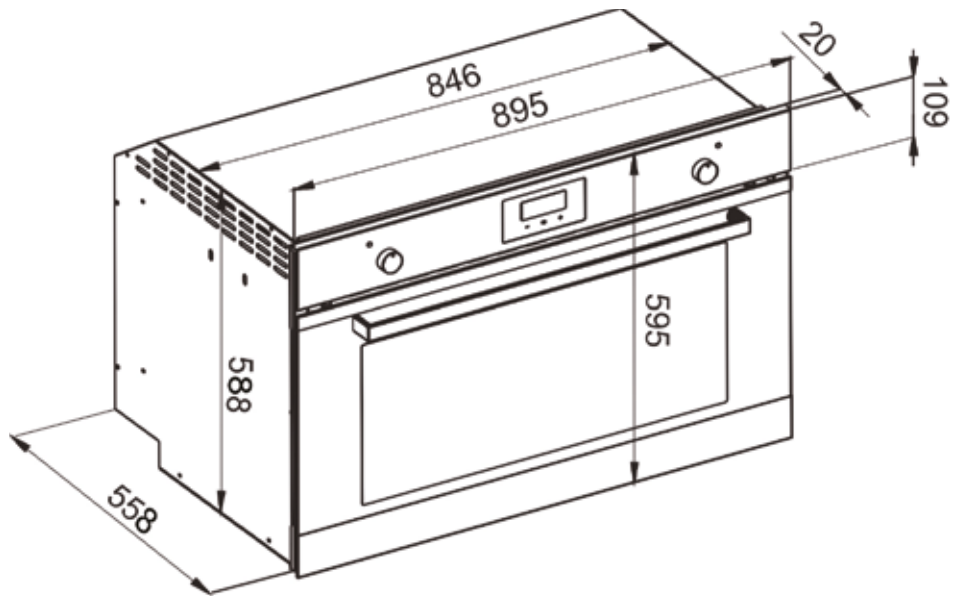
- 46 BUILT-IN OVENS
- 55 UPRIGHT COOKER
- 56 COOKTOPS
- 63 DISHWASHERS
- 66 RANGEHOODS





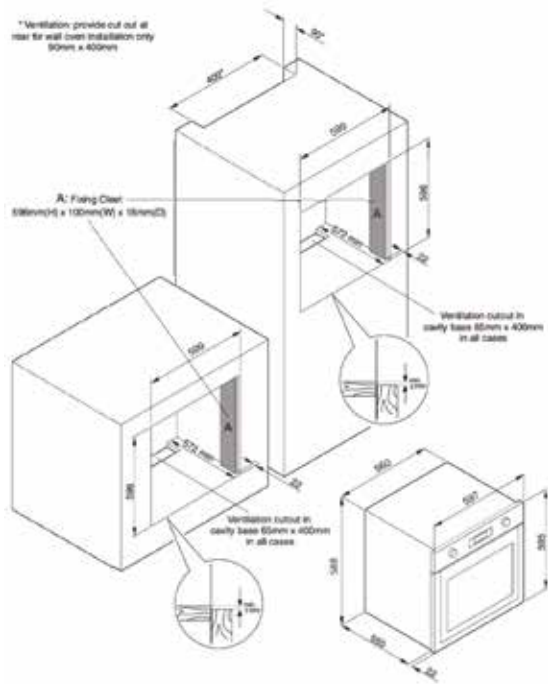
MODEL			BDO9608BK		
OVEN FUNCTIONS			ACCESSORIES		
Fan Forced		Yes	Chrome side-racks		Yes
Conventional		Yes	No. of chrome shelves (grids)		2
Fan Bake		Yes	Extra-Large oven tray + insert		1
Base Heat		Yes	Standard oven tray		1
Grill		Yes	INSTALLATION		
Fan Grill		Yes	Installation type		Flush Fit; under-bench or wall unit
Defrost		Yes	Electrical connection		15A hardwire
Light		Yes	Rated voltage / frequency		220 – 240V, 50 / 60Hz
OVEN FEATURES			Total rated power		3150W
Energy rating (EU standard)		'A' class	DIMENSIONS (PACKED)		
Actual capacity (litres)		135	Width x Height x Depth (mm)		937 (w) x 645 (h) x 702 (d)
Usable capacity (litres)		120	Gross weight (kg)		65.2
Interior finish		Ultra-Clean Grey Enamel	DIMENSIONS (PRODUCT)		
Door glass		Triple glazed	Width x Height x Depth (mm)		895 (w) x 595 (h) x 558 (d)
Removable inner glass		Yes	Net weight (kg)		61.2
Door hinge		Soft Closing	DIMENSIONS (CUT-OUT)		
No. of shelf positions		5	Width x Height x Depth (mm)		900 (w) x 600 (h) x 560min (d)
Cooking fans		2			
Cavity cooling system		Yes			
Lights		Twin lighting system			
CONTROL PANEL					
Clock / Timer		Digital program timer			
LED colour		White			
Control		Black rotary knob			
TIMER					
Minute minder		Yes			
Automatic program timer		Yes			
Child Lock		Yes			

Product and cut-out dimensions are to be used as a guide only. Please refer to actual product before installing, or refer to the instruction manual or website for full instructions.



MODEL			BDO9611BK		
OVEN FUNCTIONS			ACCESSORIES		
Fan Forced		Yes	Telescopic rails		1 x full extension - EasyFix
Conventional Oven		Yes	Chrome side-racks		Yes
Turbo		Yes	No. of chrome shelves (grids)		2
Half Grill		Yes	Extra-Large oven tray + insert		1
Full Grill		Yes	Standard oven tray		1
Fan Grill		Yes	INSTALLATION		
Fan Bake		Yes	Installation type		Flush Fit; under-bench or wall unit
Base Heat		Yes	Electrical connection		15A hardwire
Top Heat	Yes		Rated voltage / frequency		220 – 240V, 50 / 60Hz
Defrost	Yes		Total rated power		3150W
Keep Warm	Yes		DIMENSIONS (PACKED)		
CONTROL PANEL			Width x Height x Depth (mm)		937 (w) x 645 (h) x 702 (d)
Clock / Timer		LED Display	Gross weight (kg)		65.2
LED colour		White	DIMENSIONS (PRODUCT)		
Controls		Full-touch interface	Width x Height x Depth (mm)		895 (w) x 595 (h) x 558 (d)
TIMER			Net weight (kg)		61.2
Minute minder		Yes	DIMENSIONS (CUT-OUT)		
Automatic program timer		Yes	Width x Height x Depth (mm)		900 (w) x 600 (h) x 560min (d)
Time of Day		Yes			
Child Lock		Yes			
OVEN FEATURES					
Energy rating (EU standard)		'A' class			
Actual capacity (litres)		135			
Usable capacity (litres)		120			
Interior finish		Ultra-Clean Grey Enamel			
Door glass		Triple glazed			
Removable inner glass		Yes			
Door hinge		Soft Closing			
No. of shelf positions		5			
Cooking fans		2			
Cavity cooling system		Yes			
Lights		Twin lighting system			

Product and cut-out dimensions are to be used as a guide only. Please refer to actual product before installing, or refer to the instruction manual or website for full instructions.



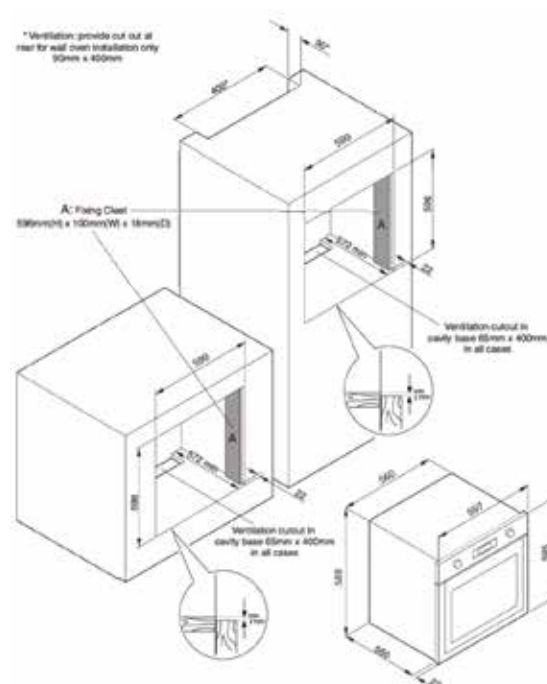
MODEL

BDO606BK

OVEN FUNCTIONS	
Fan Forced	Yes
Conventional Oven	Yes
Fan Bake	Yes
Grill	Yes
Fan Grill	Yes
Defrost	Yes
CONTROL PANEL	
Clock / Timer	Digital minute minder
LED colour	White
Control	Black rotary knob
TIMER	
Minute minder	Yes
Automatic program timer	No
Child Lock	No
OVEN FEATURES	
Energy rating (European)	'A' class
Actual capacity (litres)	90
Usable capacity (litres)	78
Door glass	Triple glazed
Door hinge	Standard
No. of shelf positions	5
Cavity cooling system	Yes
Lights	1, rear position

ACCESSORIES	
Telescopic rails	-
No. of chrome shelves (grids)	2
80mm deep-dish oven tray + insert	-
Standard oven tray + grill insert	1
INSTALLATION	
Installation type	Flush Fit; under-bench or wall unit
Electrical connection	10A Plug & Lead
Rated voltage / frequency	230V / 50Hz
Total rated power	2300W
DIMENSIONS (PACKED)	
Width x Height x Depth (mm)	680 (w) x 640 (h) x 630 (d)
Gross weight (kg)	34.05kg
DIMENSIONS (PRODUCT)	
Width x Height x Depth (mm)	597 (w) x 595 (h) x 572 (d)
Gross weight (kg)	31.85kg
DIMENSIONS (CUT-OUT)	
Width x Height x Depth (mm)	600 (w) x 596 (h) x 572min (d)

Product and cut-out dimensions are to be used as a guide only. Please refer to actual product before installing, or refer to the instruction manual or website for full instructions.



MODEL

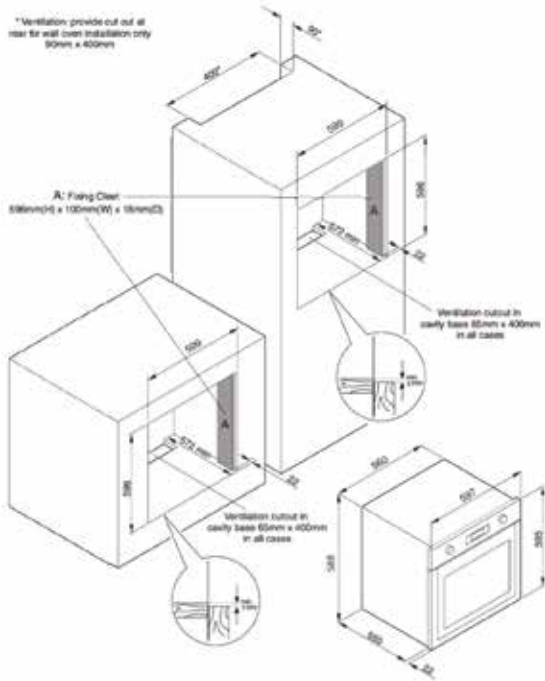
BDO609BK

OVEN FUNCTIONS		
Fan Forced		Yes
Conventional Oven		Yes
Half Grill		Yes
Full Grill		Yes
Fan Grill		Yes
Fan Bake		Yes
Pizza		Yes
Defrost		Yes
Light		Yes
CONTROL PANEL		
Clock / Timer	Digital programmable timer	
LED colour	White	
Control knob	Black rotary knob	
TIMER		
Minute minder		Yes
Automatic program timer		Yes
Child lock		Yes
OVEN FEATURES		
Energy rating (European)	'A' class	
Actual capacity (litres)	90	
Usable capacity (litres)	78	
Door glass	Triple glazed	
Door hinge	Soft Closing	
No. of shelf positions	5	
Cavity cooling system	Yes	
Cooking fans	2	
Cavity cooling system	Yes	

ACCESSORIES		
Telescopic rails	1 x full extension - EasyFix	
No. of chrome shelves (grids)	2	
80mm deep-dish oven tray + insert	1	
Standard oven tray	1	
INSTALLATION		
Installation type	Flush Fit; under-bench or wall unit	
Electrical connection	15A hardwire	
Rated voltage / frequency	230– 240V / 50Hz	
Total rated power	3100-3400W	
DIMENSIONS (PACKED)		
Width x Height x Depth (mm)	680 (w) x 640 (h) x 630 (d)	
Gross weight (kg)	34.05kg	
DIMENSIONS (PRODUCT)		
Width x Height x Depth (mm)	597 (w) x 595 (h) x 572 (d)	
Gross weight (kg)	31.85kg	
DIMENSIONS (CUT-OUT)		
Width x Height x Depth (mm)	600 (w) x 596 (h) x 572min (d)	

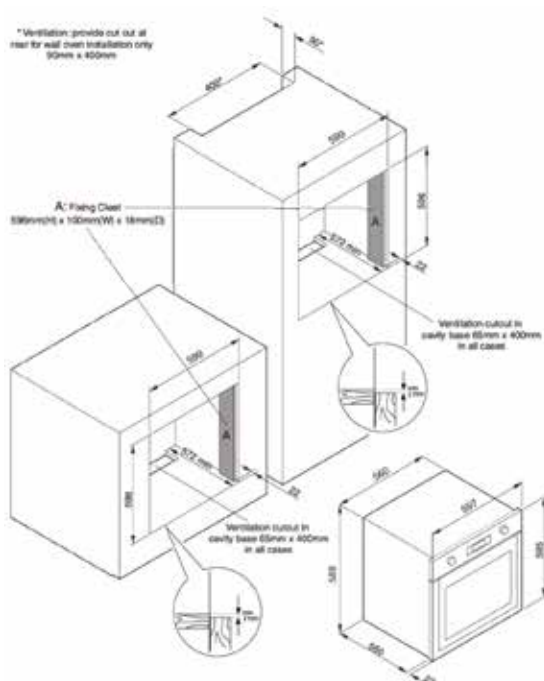
Product and cut-out dimensions are to be used as a guide only. Please refer to actual product before installing, or refer to the instruction manual or website for full instructions.

Product and cut-out dimensions are to be used as a guide only. Please refer to actual product before installing, or refer to the instruction manual or website for full instructions.



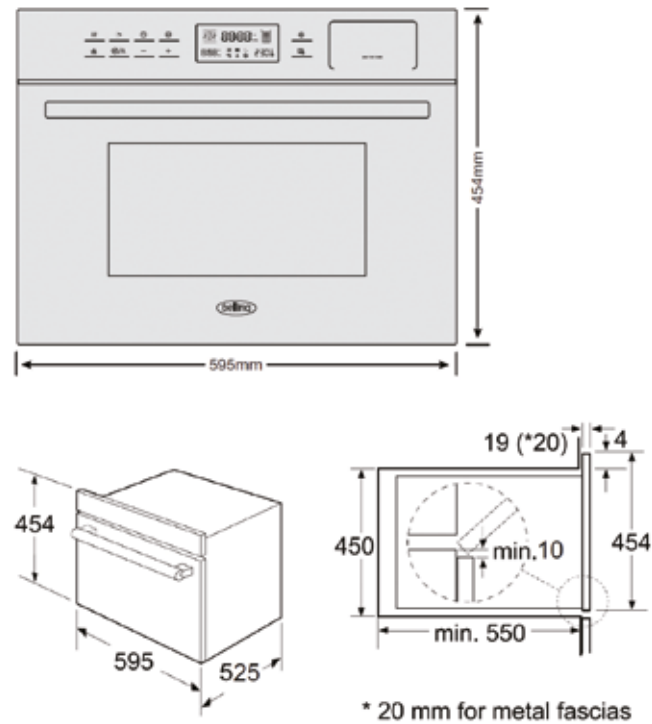
MODEL			BDO609PYBK	
OVEN FUNCTIONS			ACCESSORIES	
Fan Forced		Yes	Telescopic rails	2 x full extension - EasyFix
Conventional Oven		Yes	No. of chrome shelves (grids)	2
Half Grill		Yes	80mm deep-dish oven tray + insert	1
Full Grill		Yes	Standard oven tray	1
Fan Grill		Yes	INSTALLATION	
Fan Bake		Yes	Installation type	Flush Fit; under-bench or wall unit
Pizza		Yes	Electrical connection	15A hardwire
Defrost		Yes	Rated voltage / frequency	230 – 240V / 50Hz
Pyrolytic Self Clean		Yes	Total rated power	2600-2800W
CONTROL PANEL			DIMENSIONS (PACKED)	
Clock / Timer		'Visio' Touch Display	Width x Height x Depth (mm)	680 (w) x 640 (h) x 630 (d)
LED colour		White	Gross weight (kg)	34.05kg
Control knob		Black rotary knob	DIMENSIONS (PRODUCT)	
TIMER			Width x Height x Depth (mm)	597 (w) x 595 (h) x 572 (d)
Minute minder		Yes	Gross weight (kg)	31.85kg
Automatic program timer		No	DIMENSIONS (CUT-OUT)	
Child Lock		No	Width x Height x Depth (mm)	600 (w) x 596 (h) x 572min (d)
OVEN FEATURES				
Energy rating (EU standard)		'A' class		
Actual capacity (litres)		90		
Usable capacity (litres)		75		
Door glass		Quadruple glazed		
Removable inner glass		Yes		
Door hinge		Soft Closing		
No. of shelf positions		9		
Cavity cooling system		Yes		
Lights		1, rear position		

Product and cut-out dimensions are to be used as a guide only. Please refer to actual product before installing, or refer to the instruction manual or website for full instructions.



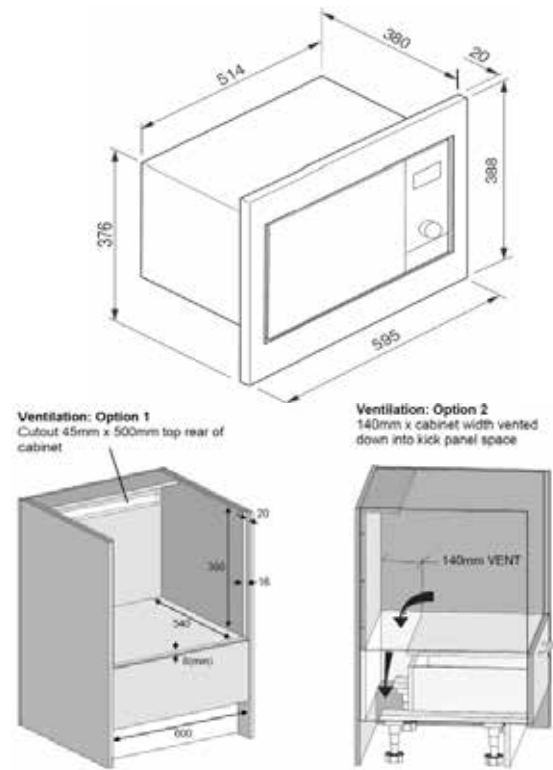
MODEL			BDO610RCBK	
OVEN FUNCTIONS			ACCESSORIES	
Fan Forced		Yes	Telescopic rails	2 x full extension - EasyFix
Conventional Oven		Yes	No. of chrome shelves (grids)	2
Half Grill		Yes	80mm deep-dish oven tray + insert	1
Full Grill		Yes	Standard oven tray	1
Fan Grill		Yes	INSTALLATION	
Fan Bake		Yes	Installation type	Flush Fit; under-bench or wall unit
Pizza		Yes	Electrical connection	15A hardwire
Defrost		Yes	Rated voltage / frequency	230-240V / 50Hz
VapourClean™		Yes	Total rated power	2800-3100W
Rotisserie		Yes	DIMENSIONS (PACKED)	
CONTROL PANEL			Width x Height x Depth (mm)	680 (w) x 640 (h) x 630 (d)
Clock / Timer		ReadyCook Interface	Gross weight (kg)	34.05kg
Display		Full-Colour TFT Display	DIMENSIONS (PRODUCT)	
Control knob		Black rotary knobs	Width x Height x Depth (mm)	597 (w) x 595 (h) x 572 (d)
READYCOOK			Gross weight (kg)	31.85kg
Cooking during & end timer		Yes	DIMENSIONS (CUT-OUT)	
Favourite recipe memory		Yes	Width x Height x Depth (mm)	600 (w) x 596 (h) x 572min (d)
Child lock		Yes		
Multi-language support		Yes		
ReadyCook auto-cooking		Yes, 150 recipes		
OVEN FEATURES				
Energy rating (EU standard)		A		
Actual capacity (litres)		90		
Usable capacity (litres)		75		
Door glass		Triple glazed		
Boost Function		Yes		
Removable inner glass		Yes		
Door hinge		Soft Closing		
No. of shelf positions		5		
Cavity cooling system		Yes		
Lights		1, rear position		

Product and cut-out dimensions are to be used as a guide only. Please refer to actual product before installing, or refer to the instruction manual or website for full instructions.



MODEL		BD45CSBK	
OVEN FUNCTIONS		ACCESSORIES	
Microwave	Yes	No. of chrome shelves (grids)	1
Fan Forced	Yes	Glass tray	1
Grill	Yes	INSTALLATION	
Fan Grill	Yes	Installation type	Under-bench or wall unit
Microwave + Fan Forced	Yes	Electrical connection	15A hardwire
Microwave + Fan Grill	Yes	Rated voltage / frequency	230-240V / 50Hz
Steam	Yes	Input Power (microwave)	1550W
Steam + Microwave	Yes	Output Power (microwave)	900W
Steam + Fan Forced	Yes	Input Power (grill)	1300W
Defrost	Yes	Input Power (convection)	1900W
Automatic Programs	80	Input Power (steam)	1500W
Cleaning (Descale)	Yes	Total Rated Power	3000W
CONTROL PANEL		DIMENSIONS (PACKED)	
Clock / Timer	Digital programmable timer	Width x Height x Depth (mm)	700 (w) x 550 (h) x 670 (d)
LED colour	White	Gross weight (kg)	45kg
Control type	Touch control	DIMENSIONS (PRODUCT)	
DISPLAY		Width x Height x Depth (mm)	595 (w) x 454 (h) x 525 (d)
Digital clock	Yes	Gross weight (kg)	33kg
Automatic program timer	Yes	DIMENSIONS (CUT-OUT)	
Child lock	Yes	Width x Height x Depth (mm)	600 (w) x 460 (h) x 550min (d)
CAVITY FEATURES			
Actual capacity (litres)	34L		
Water tank (litres)	1.0L, auto-open		
Interior finish	Stainless steel		
Shelf runners	Moulded sides		
No. shelf positions	2		
Oven light	Yes		

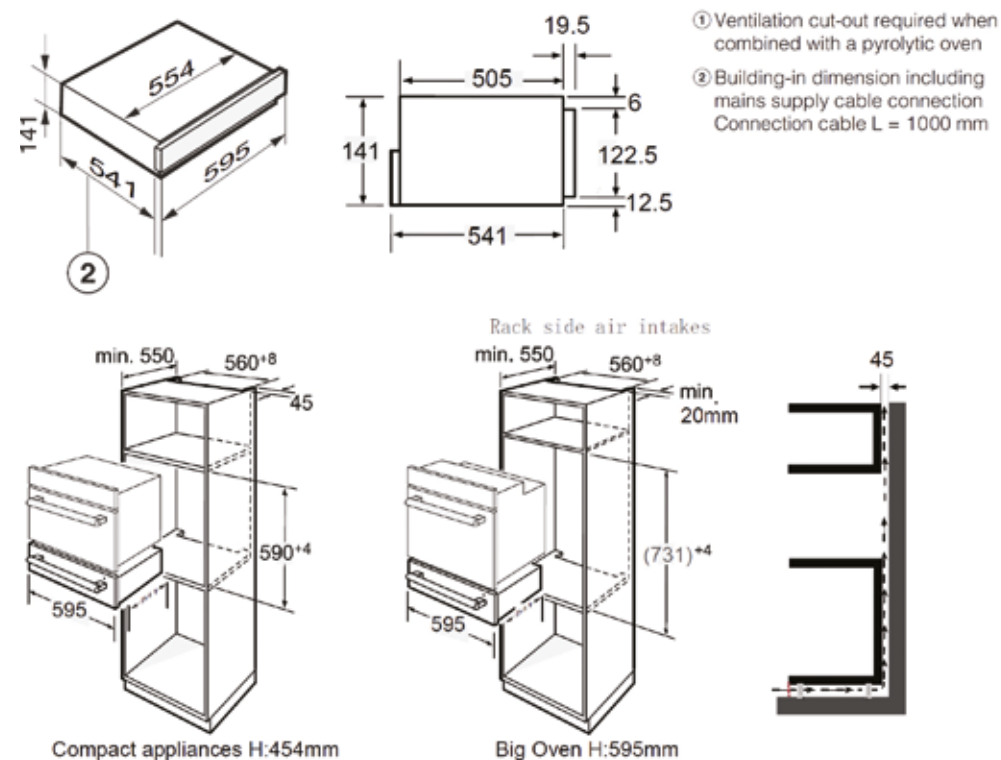
Product and cut-out dimensions are to be used as a guide only. Please refer to actual product before installing, or refer to the instruction manual or website for full instructions.



MODEL		BD28MBK	
OVEN FUNCTIONS		ACCESSORIES	
Microwave	Yes	No. of chrome shelves (grids)	1
30' Quick Start	Yes	Glass tray	1
Defrost by Weight	Yes	INSTALLATION	
Defrost by Time	Yes	Installation type	Under-bench or wall unit
Multi-Stage Cooking	Yes	Flush fit	Yes
Speed Cooking	Yes	Electrical connection	10A plug & lead
Automatic Cooking Functions	Yes	Rated voltage	220 – 240V, 50 / 60Hz
CONTROL PANEL		Rated output power	1200W
Clock / Timer	Digital programmable timer	Rated input power	1900W
LED colour	White	DIMENSIONS (PACKED)	
Control type	Rotary knob + Buttons	Width x Height x Depth (mm)	635(w) x 466 (h) x 500(d)
DISPLAY		Gross weight (kg)	20.59kg
Time of day	Yes	DIMENSIONS (PRODUCT)	
Kitchen timer	Yes	Width x Height x Depth (mm)	595 (w) x 388 (h) x 400(d)
Remaining Time	Yes	Gross weight (kg)	17.95kg
Child Lock	Yes	DIMENSIONS (CUT-OUT)	
CAVITY FEATURES		Width x Height x Depth (mm)	600 (w) x 390 (h) x 540min (d)
Actual capacity (litres)	28L		
Interior finish	Stainless Steel		
Glass turntable	Yes		
Turntable diameter (mm)	315		
Interior lighting	Yes		
Door Handle	Push handle		
Door Opening	Side Opening		

Product and cut-out dimensions are to be used as a guide only. Please refer to actual product before installing, or refer to the instruction manual or website for full instructions.





MODEL

FUNCTIONS

Food Warming	Yes
Low Temperature Cooking	Yes
Defrosting	Yes
Cups & Glasses Warming	Yes
Plates & Dishes Warming	Yes
Cookware & Utensil Warming	Yes
Dough Proving	Yes
Sterilising	Yes

CONTROL PANEL

Clock / Timer	Digital Timer
Display	Touch control
Temperature Control	Yes
Start / Pause	Yes

PRODUCT FEATURES

Actual capacity (litres)	22L
Cavity finish	Stainless steel
Cavity Dimensions (mm)	97.2 (h) x 540 (w) x 420 (d)
Temperature Settings	9
Temperature Range	40°C - 80°C
Max. Place Settings	6
Max. Dinner Plates (26cm)	12
Max. Espresso Cups	80
Max. Weight Capacity	25kg
Push-Open	Yes
Soft-Closing Mechanism	Yes

INSTALLATION / CONNECTION

Installation type	Under-bench or wall unit
Electrical connection	10A Plug & Lead
Rated voltage / frequency	220 – 240V, 50 / 60Hz
Heating Output	600W
Total Rated Power	1000W

DIMENSIONS (PACKED)

Width x Height x Depth (mm)	705 (w) x 210 (h) x 640 (d)
Gross weight (kg)	20.5

DIMENSIONS (PRODUCT)

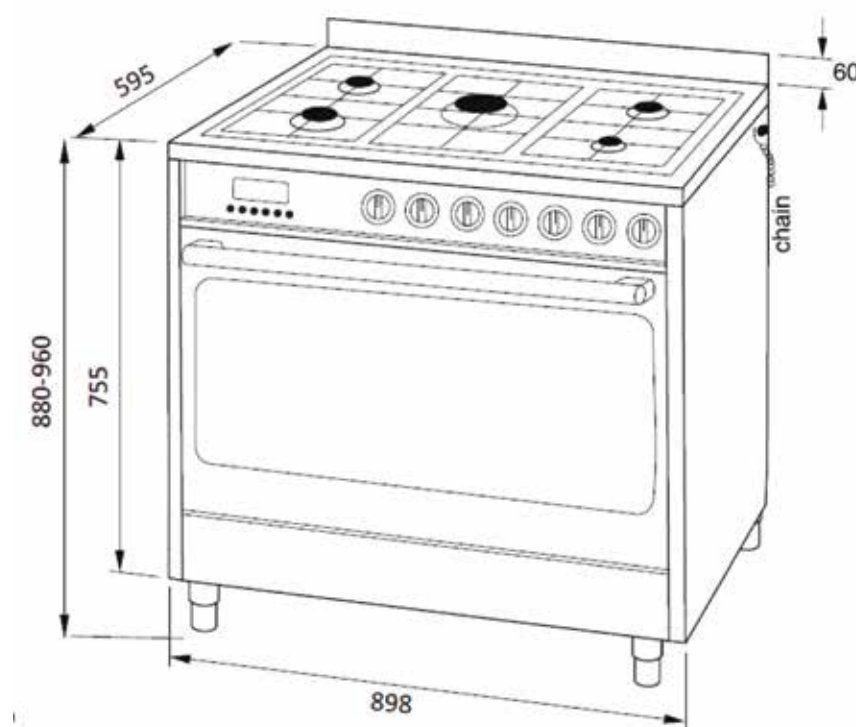
Width x Height x Depth (mm)	595 (w) x 141 (h) x 541 (d)
Gross weight (kg)	18

DIMENSIONS (CUT-OUT)

Width x Height x Depth (mm)	598 (w) x 141 (h) x 550min (d)
-----------------------------	--------------------------------

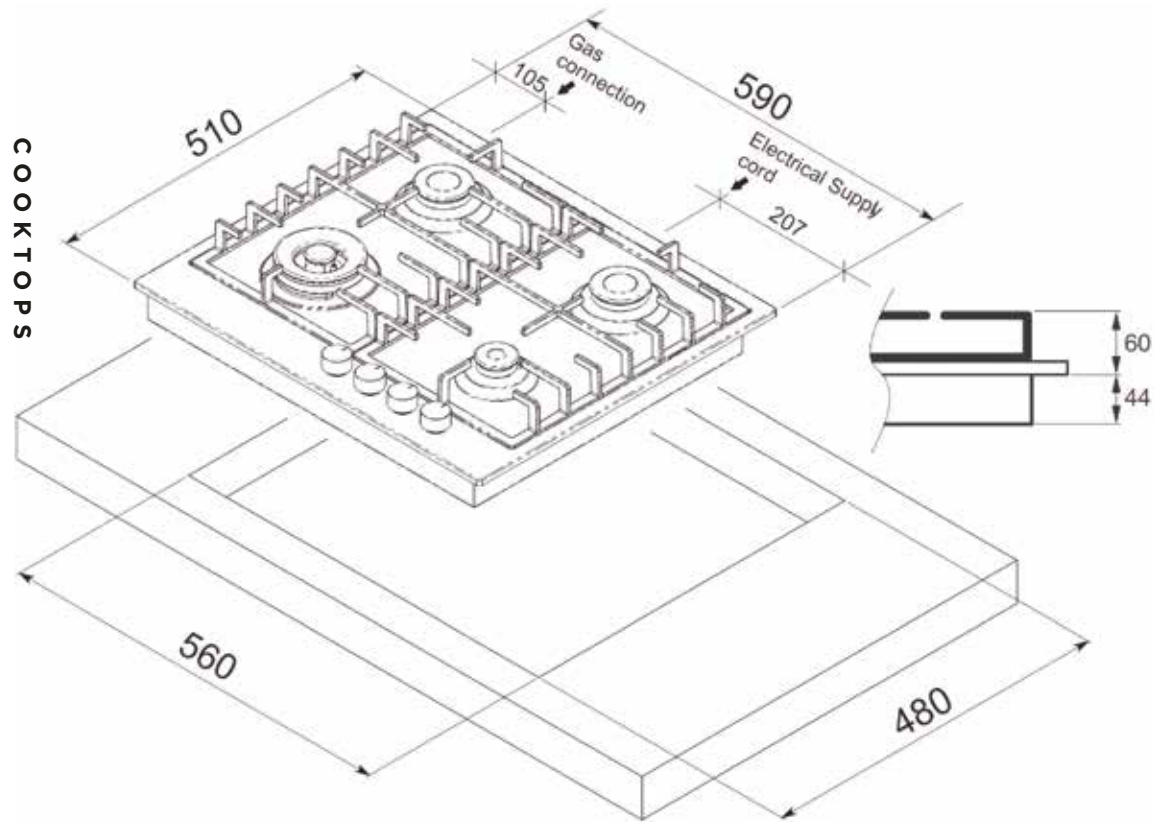
BDWDBK

*Product and cut-out dimensions are to be used as a guide only. Please refer to actual product before installing, or refer to the instruction manual or website for full instructions.*



MODEL		BDU958DBK	
OVEN FUNCTIONS		COOKING ZONES	
Fan Forced Conventional Oven	Yes	Front Left – Wok burner	14.0 MJ
Grill	Yes	Rear Left – Rapid	10.8 MJ
Fan Grill	Yes	Centre – Wok burner	14.0 MJ
Fan Bake	Yes	Front Right – Rapid	10.8 MJ
Base Heat	Yes	Rear Right – Auxilliary	4.0 MJ
Defrost	Yes	Total Output	53.6 MJ
Light	Yes		45.7 MJ
CONTROL PANEL		ACCESSORIES	
Clock / Timer	Digital programmable timer	Telescopic rails	1 x ¾ extraction
LED colour	Red	No. of chrome shelves (grids)	2
Control knobs	Black soft-touch knobs	Deep-dish oven tray + insert	1
TIMER		Standard oven tray	1
Minute minder	Yes	INSTALLATION	
Automatic program timer	Yes	Installation type	Freestanding
Child lock	Yes	Electrical connection	15A hardware
OVEN FEATURES		Rated voltage / frequency	240V, 50Hz
Energy rating (European)	‘A’ class	Total rated power	2872W
Actual capacity (litres)	121	DIMENSIONS (PACKED)	
Usable capacity (litres)	115	Width x Height x Depth (mm)	TBC
Door glass	Triple glazed	Gross weight (kg)	TBC
Door hinge	Anti-slam	DIMENSIONS (PRODUCT)	
No. of shelf positions	5	Width x Height x Depth (mm)	898 (w) x 880-960* (h) x 595 (d)
Cavity cooling system	Yes	Net weight (kg)	90kg
Lights	1, rear position	DIMENSIONS (CUT-OUT)	
		Width x Height x Depth (mm)	900 (w) x 880-960* (h) x 600 (d)

*Product and cut-out dimensions are to be used as a guide only. Please refer to actual product before installing, or refer to the instruction manual or website for full instructions.*



MODEL

BDC604S

FEATURES

Number of burners	4 burners with PowerWok
Trivet Type	Durable Cast-Iron
Finish	304 Stainless Steel
Flame Failure Safety Device	Yes
Ignition	Electronic under knob ignition
Accessories	Cast Iron Wok Support Cast-Iron Pot Stand
Country of Origin	Italy

COOKING ZONES

	NG	LPG
Front Left – Wok burner	14.9 MJ	12.8 MJ
Front Right – Auxiliary	3.4 MJ	3.4 MJ
Rear Right – Semi Rapid	6.3 MJ	5.6 MJ
Rear Left – Semi Rapid	6.3 MJ	5.6 MJ
Total Consumption	30.9 MJ	27.4 MJ

INSTALLATION

Rated voltage, frequency	220 – 240V, 50 – 60Hz
Electrical connection	10A Plug and Lead
Installation Type	Top mounted

DIMENSIONS (PACKED)

Width x Height x Depth	655 (w) x 140 (h) x 580 (d)
Gross weight (kg)	11.6

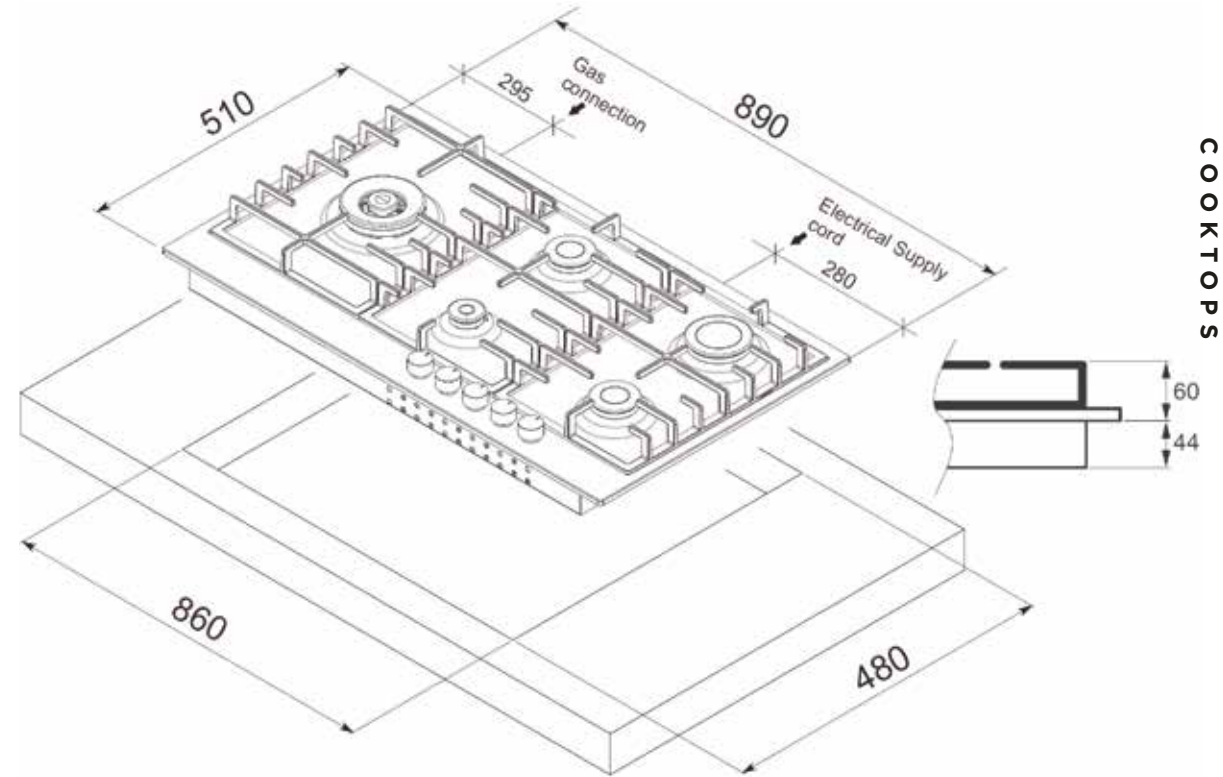
DIMENSIONS (PRODUCT)

Width x Height x Depth	590 (w) x 60 (h) x 510 (d)
Net weight (kg)	10.2

DIMENSIONS (CUT-OUT)

Width x Depth	560 (w) x 44 (h) x 480 (d)
---------------	----------------------------

Product and cut-out dimensions are to be used as a guide only. Please refer to actual product before installing, or refer to the instruction manual or website for full instructions.



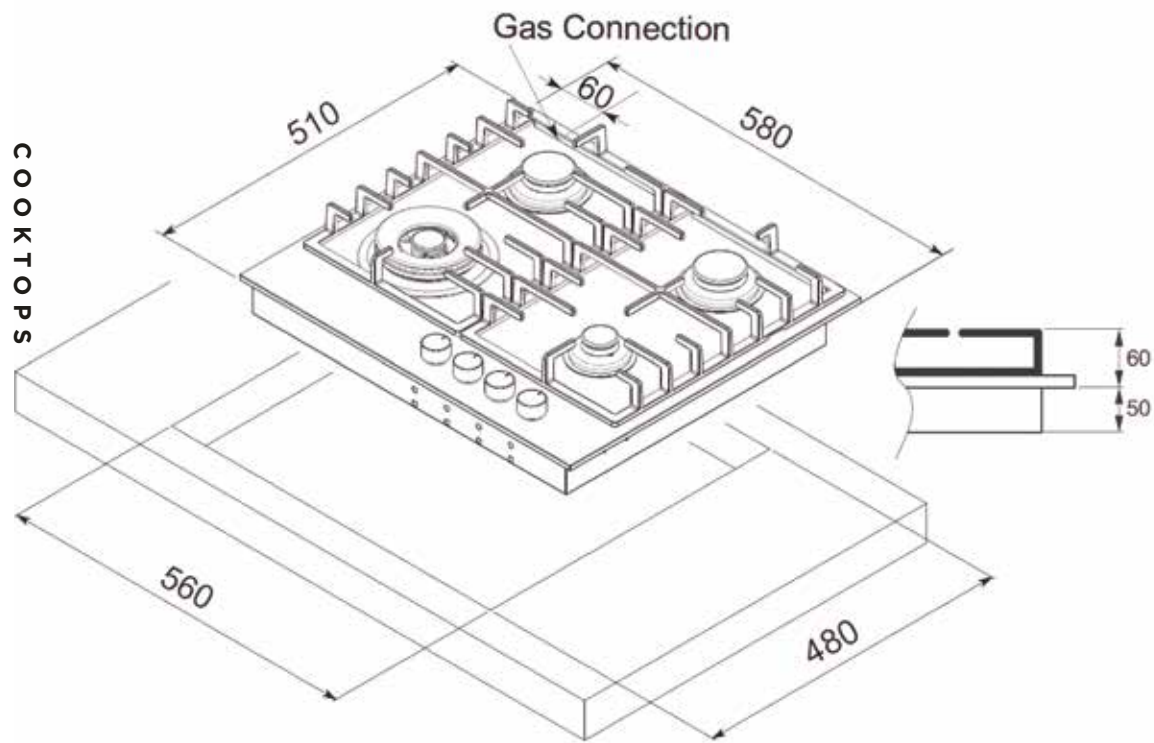
MODEL

FEATURES			
Number of burners	5 burners with PowerWok		
Trivet Type	Durable Cast-Iron		
Finish	304 Stainless Steel		
Flame Failure Safety Device	Yes		
Ignition	Electronic under knob ignition		
Accessories	Cast Iron Wok Support Cast-Iron Pot Stand		
Country of Origin	Italy		
COOKING ZONES		NG	LPG
Left Burner – Wok burner		14.4 MJ	14.4 MJ
Front Middle – Auxiliary		3.4 MJ	3.4 MJ
Front Right – Semi Rapid		6.3 MJ	5.6 MJ
Back Middle – Semi Rapid		6.3 MJ	5.6 MJ
Back Right – Rapid		11.5 MJ	9.6 MJ
Total Consumption		41.9 MJ	38.6 MJ
INSTALLATION			
Rated voltage, frequency		220 – 240V, 50 – 60Hz	
Electrical connection		10A Plug and Lead	
Installation Type		Top mounted	

BDC905LS

DIMENSIONS (PACKED)	
Width x Height x Depth	945 (w) x 140 (h) x 580 (d)
Gross weight (kg)	16.0
DIMENSIONS (PRODUCT)	
Width x Height x Depth	890 (w) x 60 (h) x 510 (d)
Net weight (kg)	14.9
DIMENSIONS (CUT-OUT)	
Width x Depth	860(w) x 44 (h) x 480 (d)

Product and cut-out dimensions are to be used as a guide only. Please refer to actual product before installing, or refer to the instruction manual or website for full instructions.



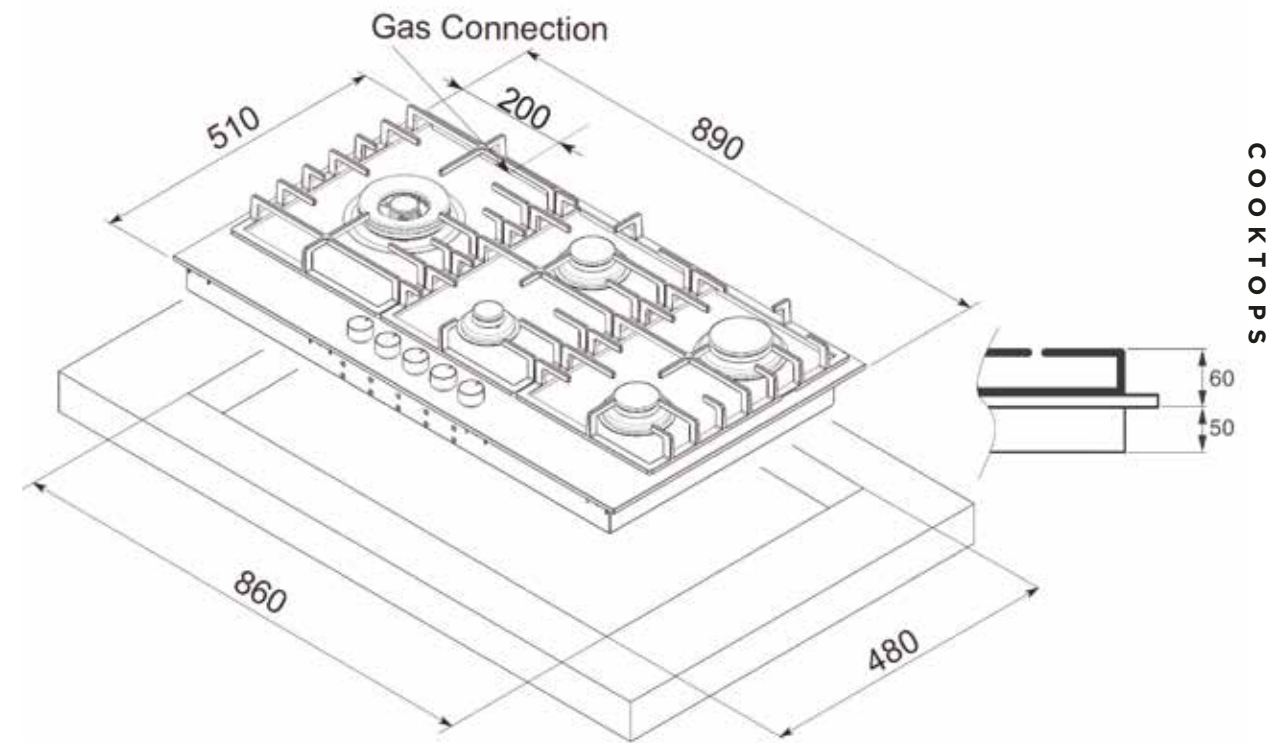
MODEL

FEATURES		
Number of burners	4 burners with PowerWok	
Trivet Type	Durable Cast-Iron	
Finish	Black tempered glass	
Flame Failure Safety Device	Yes	
Ignition	Electronic under knob ignition	
Accessories	Cast Iron Wok Support Cast-Iron Pot Stand	
Country of Origin	Italy	
COOKING ZONES		
	NG	LPG
Front Left – Wok Burner	14.2 MJ	14.2 MJ
Front Right – Auxiliary	3.8 MJ	3.8 MJ
Rear Left – Semi Rapid	6.1 MJ	6.1 MJ
Rear Right – Semi Rapid	6.1 MJ	6.1 MJ
Total Consumption	30.2 MJ	30.2 MJ
INSTALLATION		
Power	220 – 240V, 50 / 60Hz	
Electrical connection	10A Plug and Lead	
Installation Type	Top mounted	

BDC604BK

DIMENSIONS (PACKED)	
Width x Height x Depth	655 (w) x 140 (h) x 580 (d)
Gross weight (kg)	15.2
DIMENSIONS (PRODUCT)	
Width x Height x Depth	580 (w) x 60 (h) x 510 (d)
Net weight (kg)	14.4
DIMENSIONS (CUT-OUT)	
Width x Height x Depth	560 (w) x 50 (h) x 480 (d)

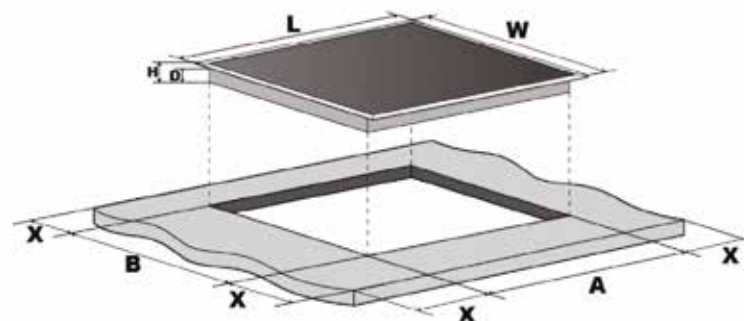
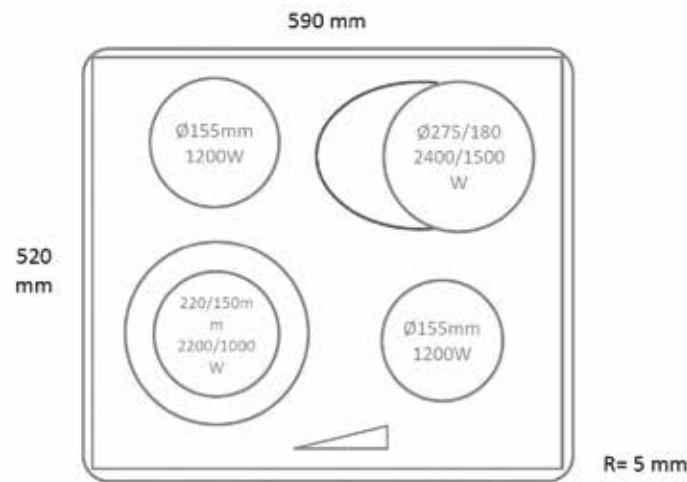
Product and cut-out dimensions are to be used as a guide only. Please refer to actual product before installing, or refer to the instruction manual or website for full instructions.



MODEL		BDC905LBK	
FEATURES			
Number of burners	5 burners with PowerWok		
Trivet Type	Durable Cast-Iron		
Finish	Black tempered glass		
Flame Failure Safety Device	Yes		
Ignition	Electronic under knob ignition		
Accessories	Cast Iron Wok Support Cast-Iron Pot Stand		
Country of Origin	Italy		
COOKING ZONES		NG	LPG
Left Burner – Wok Burner		14.2 MJ	14.2 MJ
Front Middle – Auxiliary		3.8 MJ	3.8 MJ
Front Right – Semi Rapid		6.1 MJ	6.1 MJ
Back Middle – Semi Rapid		6.1 MJ	6.1 MJ
Back Right – Rapid		9.5 MJ	8.0 MJ
Total Consumption		39.7 MJ	38.2 MJ
INSTALLATION			
Rated voltage, frequency		220 - 240V, 50 – 60Hz	
Electrical connection		10A Plug and Lead	
Installation Type		Top mounted	
DIMENSIONS (PACKED)			
Width x Height x Depth		945 (w) x 140 (h) x 580 (d)	
Gross weight (kg)		22.2	
DIMENSIONS (PRODUCT)			
Width x Height x Depth		890 (w) x 60 (h) x 510 (d)	
Gross weight (kg)		20.9	
DIMENSIONS (CUT-OUT)			
Width x Height x Depth		860 (w) x 50 (h) x 480 (d)	

Product and cut-out dimensions are to be used as a guide only. Please refer to actual product before installing, or refer to the instruction manual or website for full instructions.





	L (mm)	W (mm)	H (mm)	D (mm)	A (mm)	B (mm)	X (mm)
BDC64CE	590	520	45	41	560	490	50 min.

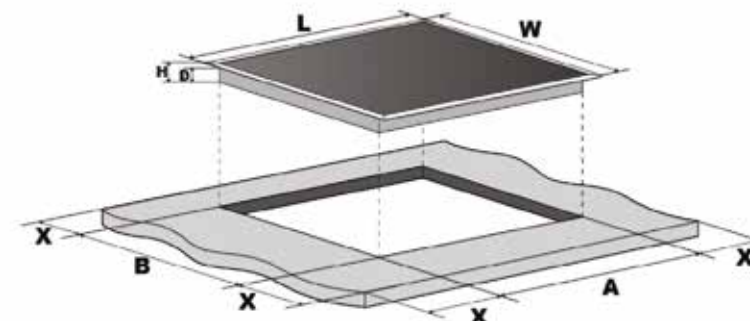
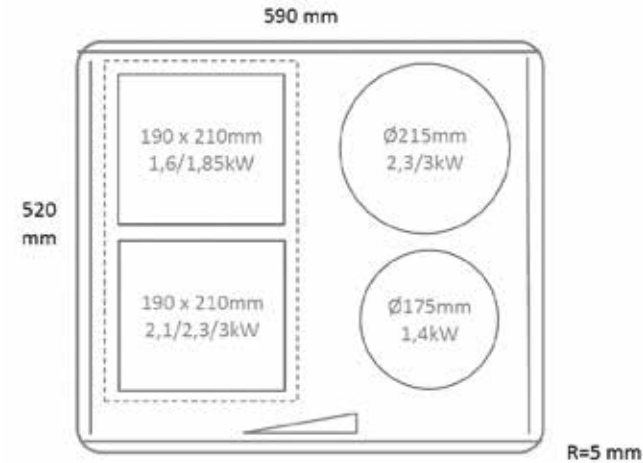
MODEL

BDC64CE

FEATURES		
Number of burners	4	
Power levels	9 (per zone)	
Keep warm	Yes (70° min)	
Extendable zone(s)	2	
Cooking surface	Eurokera ceramic glass	
Bevelled edges	Yes	
Controls	Touch + Slide control	
Cooking timer	Yes, one each zone	
Pause / Recall function	Yes	
Hot surface indicators	Yes	
Child Lock	Yes	
Overflow protection	Yes	
Country of Origin	France	
COOKING ZONES		
	NG	LPG
Front Left	150 – 220mm	1000 – 2200W
Front Right	155mm	1200W
Rear Left	155mm	1200W
Rear Right	180 – 275mm	1500 – 2400W
Total Power	7000W	

INSTALLATION	
Rated voltage, frequency	220 - 240V, 50 / 60Hz
Total rated power	7000W
Installation Type	Top mounted
DIMENSIONS (PACKED)	
Width x Height x Depth	650 (w) x 95 (h) x 600 (d)
Gross weight (kg)	10.3
DIMENSIONS (PRODUCT)	
Width x Height x Depth	590 (w) x 41 (h) x 520 (d)
Net weight (kg)	9.0

Product and cut-out dimensions are to be used as a guide only. Please refer to actual product before installing, or refer to the instruction manual or website for full instructions.



	L (mm)	W (mm)	H (mm)	D (mm)	A (mm)	B (mm)	X (mm)
BDC64INF	590	520	57	53	560	490	50 min.

MODEL

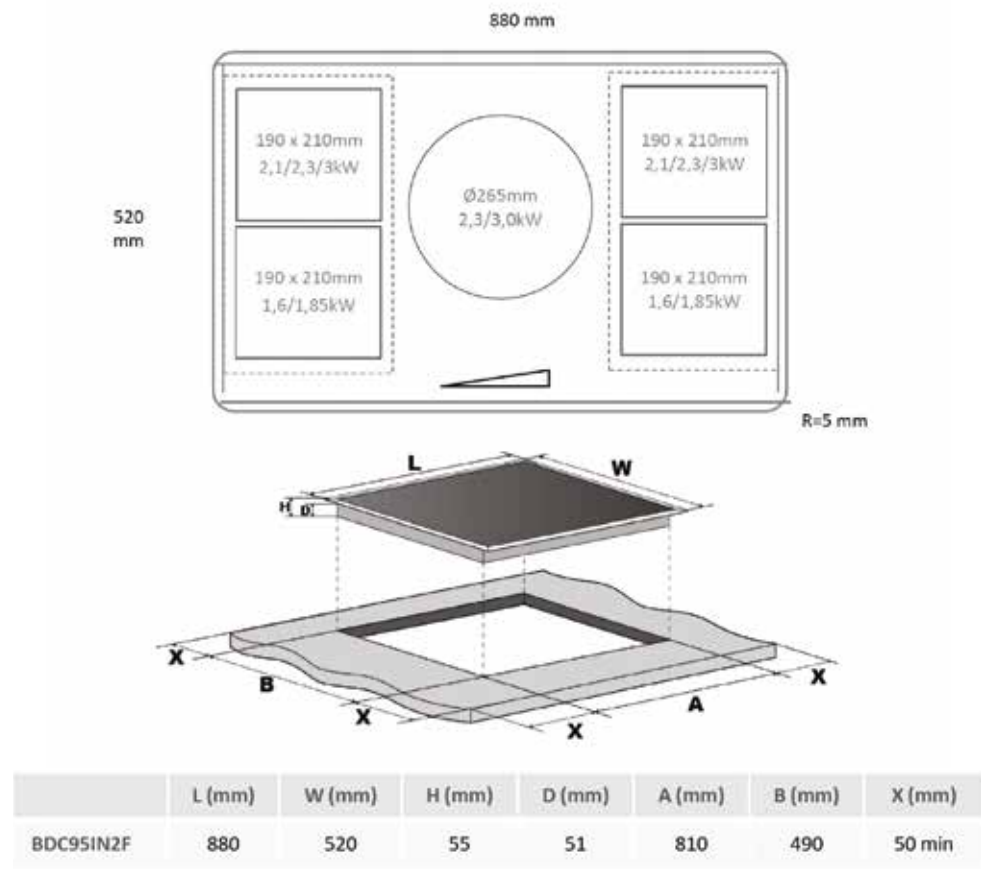
FEATURES		
Number of zones	4	
Power levels	9 (per zone)	
Keep warm	Yes (70° min)	
Boost / Double Boost	3 (Boost) / 1 (Double Boost)	
Flex Zone	Yes	
Cooking surface	Eurokera ceramic glass	
Bevelled edges	Yes	
Controls	Touch + Slide control	
Cooking timer	Yes, one each zone	
Pause / Recall function	Yes	
Hot surface indicators	Yes	
Child Lock	Yes	
Overflow detection	Yes	
Country of Origin	France	
COOKING ZONES		
	NG	LPG
Front Left	190 x 210mm	2100 – 3000W
Front Right	175mm	1400W
Rear Left	190 x 210mm	1600 – 1850W
Rear Right	215mm	2300 – 3000W
Total Power	7400W	

BDC64INF

INSTALLATION	
Rated voltage, frequency	220 - 240V, 50 – 60Hz
Total rated power	7400W
Installation Type	Top mounted
DIMENSIONS (PACKED)	
Width x Height x Depth	650 (w) x 95 (h) x 600 (d)
Gross weight (kg)	11.9kg
DIMENSIONS (PRODUCT)	
Width x Height x Depth	590 (w) x 53 (h) x 520 (d)
Net weight (kg)	11.0kg

Product and cut-out dimensions are to be used as a guide only. Please refer to actual product before installing, or refer to the instruction manual or website for full instructions.





MODEL		BDC95IN2F		
FEATURES				
Number of zones	5			
Power levels	9 (per zone)			
Keep warm	Yes (70° min)			
Boost	5			
Double Boost	2			
Chef Mode	Yes			
Flex Zone(s)	2			
Cooking surface	Eurokera ceramic glass			
Surface finish	Matte-Grey			
Bevelled edges	Yes			
Controls	Touch + Slide control			
LED colour	Red			
Cooking cut-off timer	Yes, one each zone			
Independent egg timer	Yes			
Pause / Recall function	Yes			
Hot surface indicators	Yes			
Child Lock	Yes			
Overflow detection	Yes			
Cleaning function	Yes			
Country of Origin	France			

COOKING ZONES		NG	LPG
Front Left	190 x 210	1600 – 1850	
Front Right	190 x 210	1600 – 1850	
Centre	265	2300 – 3000	
Rear Left	190 x 210	2100 – 3000	
Rear Right	190 x 210	2100 – 3000	
Total Rated Power		10,400W	

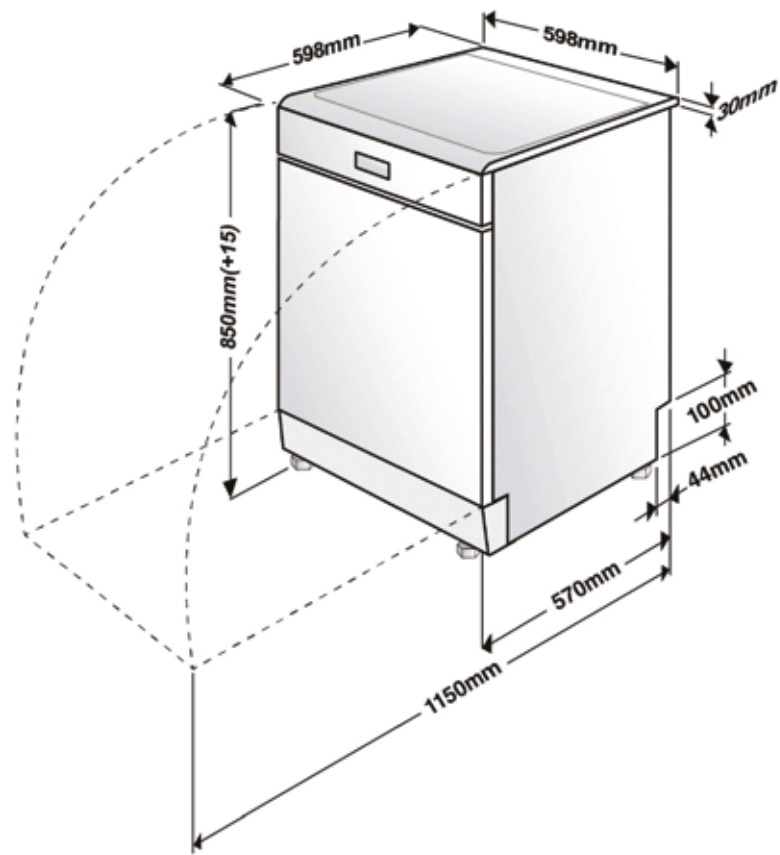
INSTALLATION	
Rated voltage, frequency	220 - 240V, 50 – 60Hz
Installed power	10,400W
Installation Type	Top mounted

DIMENSIONS (PACKED)	
Width x Height x Depth (mm)	1030 (w) x 100 (h) x 625 (d)
Gross weight (kg)	17.2

DIMENSIONS (PRODUCT)	
Width x Height x Depth (mm)	880 (w) x 55 (h) x 520 (d)
Net weight (kg)	14.8

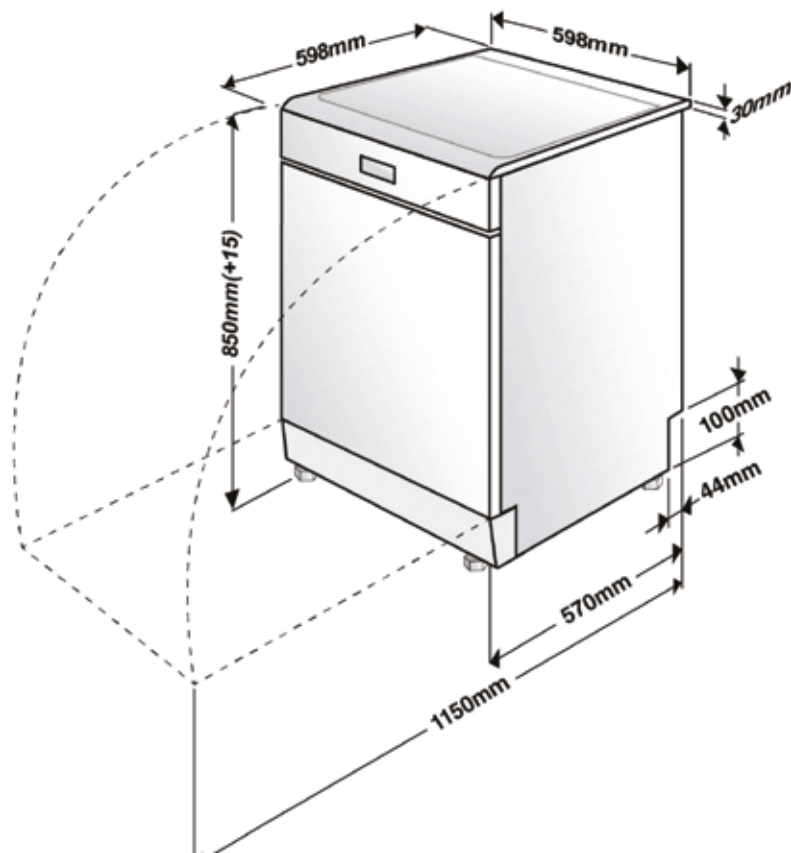
DIMENSIONS (CUT-OUT)	
Width x Height x Depth (mm)	810 (w) x 51 (h) x 490 (d)

Product and cut-out dimensions are to be used as a guide only. Please refer to actual product before installing, or refer to the instruction manual or website for full instructions.

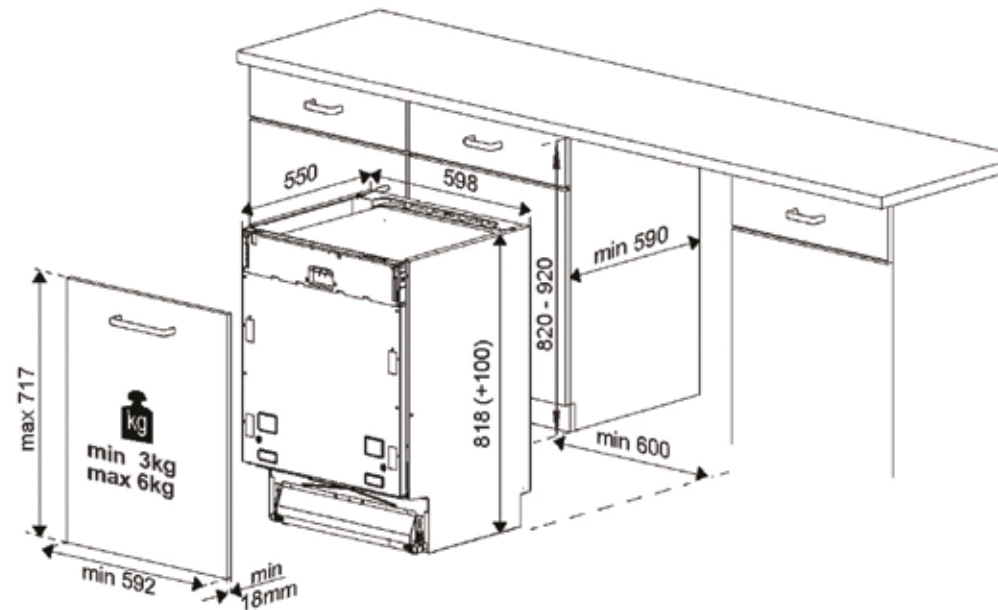


MODEL		BD14FSDX	
FEATURES		AUXILIARY FUNCTIONS	
Finish	Stainless Steel	Function 1	Half Load
Place Settings	14	SPECIFICATIONS	
Display	LED Indicator	Installation type	Free standing
Controls	Electronic Push Button	Electrical connection	10A Plug
Cutlery Tray	Mini Side Tray	Rated Voltage / frequency	220 – 240V / 50Hz
Upper Basket Type	3 Levels (Fully Loaded)	Total rated power	1800 - 2100W
Cutlery Basket	Included	Heating Element	1800W
No. of Spray Arms	2	Motor	Universal
Adjustable Plate Holders	3	Energy Rating	3 Star
HydroSense	No	Water Rating	3.5 Star
Drying System	Natural	Noise Level	52dBA
Delay Start	No	DIMENSIONS (W X H X D)	
Flood Protection	Overflow Sensor + Aquastop	Product Boxed (mm)	657 x 897 x 674
Rinse Aid Indicator	Yes	Product Un-Boxed (mm)	598 x 850 - 865 x 598
Internal Tub Material	Stainless Steel	Cut-Out (mm)	600 x 855 - 870 x 600
Filter Type	3 Stage	WEIGHT	
PROGRAMS		Product Boxed (kg)	45.2
Program 1	Eco 45°	Product Un-Boxed (kg)	42.2
Program 2	Intensive 70°	WARRANTY	
Program 3	Daily 65°	Product	5 Years Parts & Labour
Program 4	Quick 60°		
Program 5	Mini 35°		

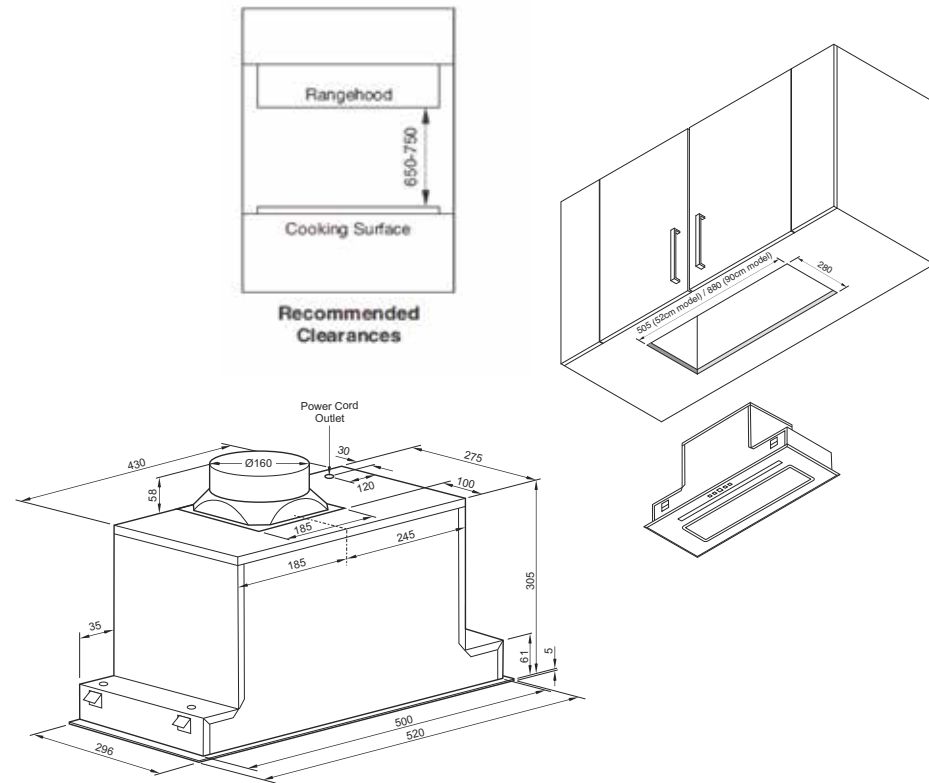
Product and cut-out dimensions are to be used as a guide only. Please refer to actual product before installing, or refer to the instruction manual or website for full instructions.



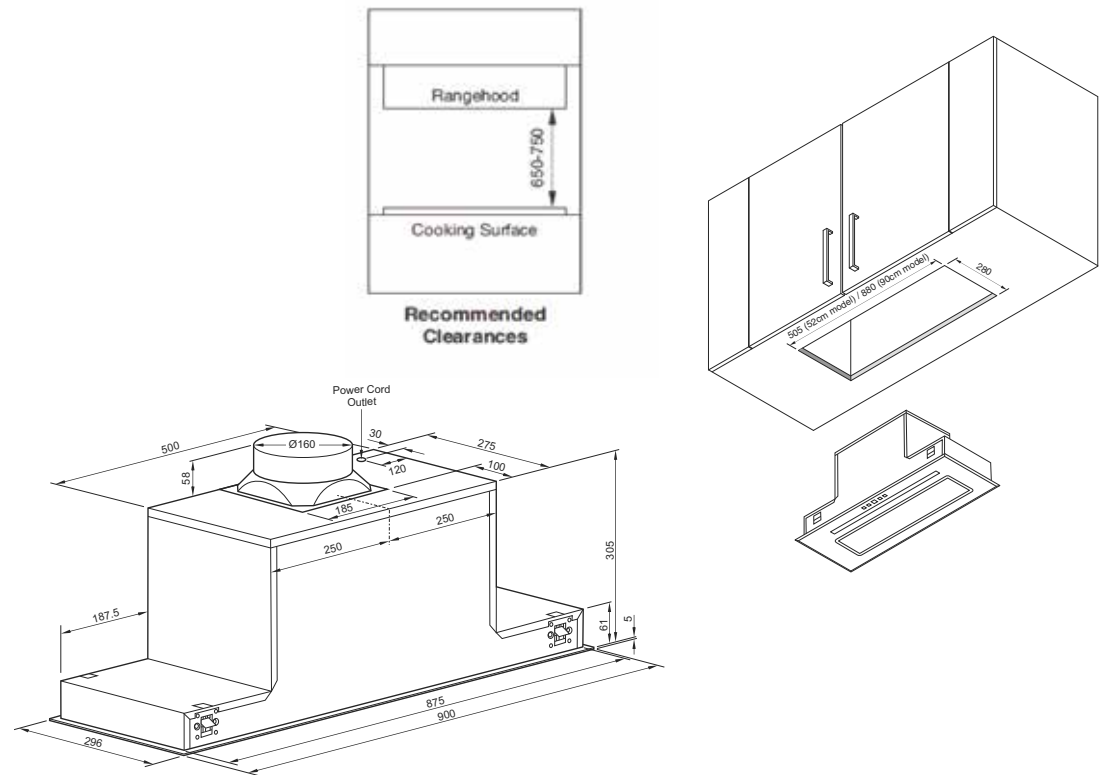
MODEL		BD16FSDX	
FEATURES		AUXILIARY FUNCTIONS	
Finish	Stainless Steel	Function 1	Half Load
Place Settings	16	Function 2	Fast+
Display	White LED	Function 3	Extra Drying
Controls	Electronic Push Button	Function 4	Turbo Wash
Cutlery Tray	Full Size	SPECIFICATIONS	
Upper Basket Type	3 Levels (Fully Loaded)	Installation type	Freestanding
Cutlery Basket	Included	Electrical connection	10A Plug
No. of Spray Arms	3	Rated voltage / frequency	220 – 240V / 50Hz
Adjustable Plate Holders	3	Total Rated Power	1800 - 2100W
HydroSense	Yes	Heating Element	1800W
Drying System	Closed Fan	Motor	BLDC
Delay Start	Up to 24Hrs	Energy Rating	4 Star
Flood Protection	Overflow Sensor + Aquastop	Water Rating	4.5 Star
Rinse Aid Indicator	Yes	Noise Level	43dBA
Internal Tub Material	Stainless Steel	DIMENSIONS (W X H X D)	
Filter Type	3 Stage	Product Boxed (mm)	657 x 897 x 674
PROGRAMS		Product Un-Boxed (mm)	598 x 850 - 865 x 598
Program 0	Tub Clean	Cut-Out (mm)	600 x 855 - 870 x 600
Program 1	Eco 45°	WEIGHT	
Program 2	Auto 40 - 65°	Product Boxed (kg)	54.7
Program 3	MixWash+ 55 - 65°	Product Un-Boxed (kg)	50.8
Program 4	Intensive 70°	WARRANTY	
Program 5	Quick 60°	Product	5 Years Parts & Labour
Program 6	GlassCare 40°	Brushless Motor	10 Years Parts Only
Program 7	Mini 35°	Product and cut-out dimensions are to be used as a guide only. Please refer to actual product before installing, or refer to the instruction manual or website for full instructions.	
Program 8	Pre-wash		



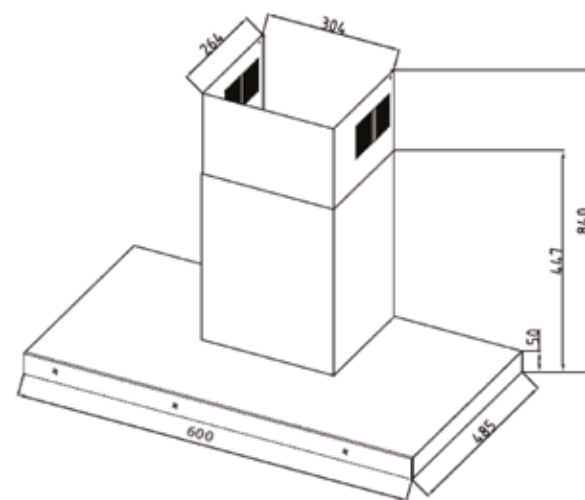
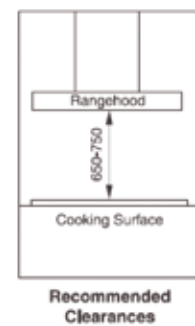
MODEL		BD16FID	
FEATURES		AUXILIARY FUNCTIONS	
Finish	Fully Integrated	Function 1	Half Load
Place Settings	16	Function 2	Fast+
Display	Red LED (Internal)	Function 3	Extra Drying
Controls	Electronic Push Button	Function 4	Turbo Wash
Cutlery Tray	Full Size	SPECIFICATIONS	
Upper Basket Type	3 Levels (Fully Loaded)	Installation type	Under-bench* *Separate kick panel and cabinet door to be provided by kitchen cabinet manufacturer
Cutlery Basket	Included	Electrical connection	10A Plug
No. of Spray Arms	3	Rated voltage / frequency	220 – 240V / 50Hz
Adjustable Plate Holders	3	Total rated power	1800 - 2100W
HydroSense	Yes	Heating Element	1800W
Drying System	Closed Fan	Motor	BLDC
Delay Start	Up to 24Hrs	Energy Rating	4 Star
Flood Protection	Overflow Sensor + Aquastop	Water Rating	4.5 Star
Rinse Aid Indicator	Yes	Noise Level	43dBA
Internal Tub Material	Stainless Steel	DIMENSIONS (W X H X D)	
Filter Type	3 Stage	Product Boxed (mm)	657 x 867 x 674
Overflow protection	Yes	Product Un-Boxed (mm)	598 x 818 - 918 x 550
Cleaning function	Yes	Cut-Out (mm)	600 x 820 – 920 x 590
Country of Origin	France	WEIGHT	
PROGRAMS		Product Boxed (kg)	42.1
Program 1	Eco 45°	Product Un-Boxed (kg)	37.9
Program 2	Auto 40 - 65°	WARRANTY	
Program 3	MixWash+ 55 - 65°	Product	5 Years Parts & Labour
Program 4	Intensive 70°	Brushless Motor	10 Years Parts Only
Program 5	Quick 60°	Product and cut-out dimensions are to be used as a guide only. Please refer to actual product before installing, or refer to the instruction manual or website for full instructions.	
Program 6	GlassCare 40°		
Program 7	Mini 35°	Product and cut-out dimensions are to be used as a guide only. Please refer to actual product before installing, or refer to the instruction manual or website for full instructions.	
Program 8	Pre-wash		



MODEL		TGU52BK	
Type	Undermount	<b>INSTALLATION</b>	
Extraction	Ducted	Electrical connection	10A plug
<b>RANGEHOOD FUNCTIONS</b>		Rated voltage / frequency	220 - 240V / 50Hz
No. of fan speeds	3	Motor (W)	265
Lights	2 x 2W LED strip	Total rated power	269W
<b>RANGEHOOD FEATURES</b>		<b>DIMENSIONS (W X H X D)</b>	
Maximum airflow (m3/h)	1000	Product (mm)	520 x 310 x 296
Maximum noise level (dBA)	60	Cut out (mm)	505 x 305 x 280
Controls	Sensor touch	<i>Technika's policy is one of continuous development and improvement. We reserve the right to change specifications without prior notice. Illustrations and specifications are for guidance purposes only, please refer to the instruction manual for more information.</i>	
Filters	1 aluminium mesh		
Timer	Yes		

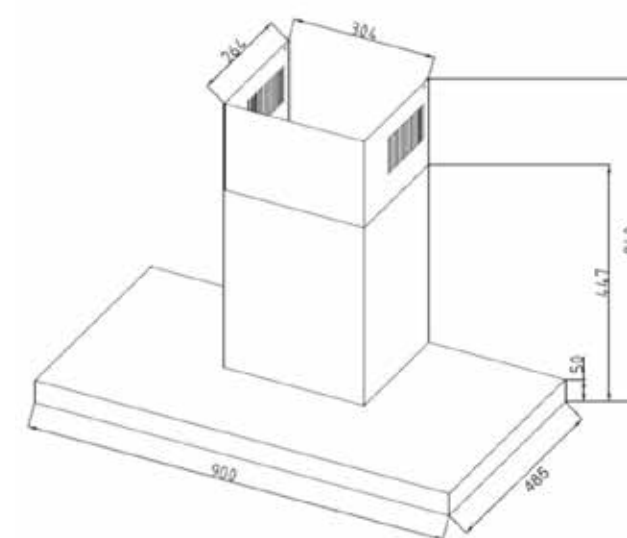
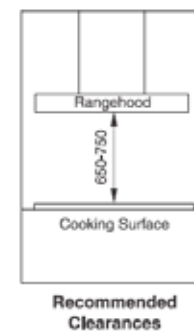


MODEL		TGU90BK	
Type	Undermount	<b>INSTALLATION</b>	
Extraction	Ducted	Electrical connection	10A plug
<b>RANGEHOOD FUNCTIONS</b>		Rated voltage / frequency	220 - 240V / 50Hz
No. of fan speeds	3	Motor (W)	265
Lights	2 x 2W LED strip	Total rated power	269W
<b>RANGEHOOD FEATURES</b>		<b>DIMENSIONS (W X H X D)</b>	
Maximum airflow (m3/h)	1000	Product (mm)	900 x 310 x 296
Maximum noise level (dBA)	62	Cut out (mm)	880 x 305 x 280
Controls	Sensor touch	<i>Technika's policy is one of continuous development and improvement. We reserve the right to change specifications without prior notice. Illustrations and specifications are for guidance purposes only, please refer to the instruction manual for more information.</i>	
Filters	1 aluminium mesh		
Timer	Yes		



MODEL		TCR60BK
Type	Canopy	
Extraction	Ducted	
RANGEHOOD FUNCTIONS		
No. of fan speeds	4 + Turbo	
Lights	2 x 2W LED	
RANGEHOOD FEATURES		
Maximum airflow (m3/h)	1000	
Maximum noise level (dBA)	74	
Controls	Sensor touch	
Filters	2 stainless steel baffle	
Timer	Yes	
INSTALLATION		
Electrical connection	10A plug	
Rated voltage / frequency	240V / 50Hz	
Motor (W)	320	
Total rated power	324W	
DIMENSIONS (W X H X D)		
Product (mm)	600 x 580- 1050 x 485	
Minimum gap required (mm)	601	

Technika's policy is one of continuous development and improvement. We reserve the right to change specifications without prior notice. Illustrations and specifications are for guidance purposes only, please refer to the instruction manual for more information.



MODEL		TCR90BK
Type	Canopy	
Extraction	Ducted	
RANGEHOOD FUNCTIONS		
No. of fan speeds	4 + Turbo	
Lights	2 x 2W LED strip	
RANGEHOOD FEATURES		
Maximum airflow (m3/h)	1000	
Maximum noise level (dBA)	74	
Controls	Sensor touch	
Filters	3 Stainless steel baffle	
Timer	Yes	
INSTALLATION		
Electrical connection	10A plug	
Rated voltage / frequency	240V / 50Hz	
Motor (W)	320	
Total rated power	324W	
DIMENSIONS (W X H X D)		
Product (mm)	900 x 580-1050 x 485	
Minimum gap required (mm)	901	

Technika's policy is one of continuous development and improvement. We reserve the right to change specifications without prior notice. Illustrations and specifications are for guidance purposes only, please refer to the instruction manual for more information.





## Belling Design Collection Warranty

Belling constantly seeks ways to improve the specifications and design of its products. Whilst every effort is made to produce up to date literature, this brochure should not be regarded as an infallible guide. Actual product only should be used to derive cut-out sizes.

### INSTALLATION WARNING

Incorrect installation of any product will void all warranty

### NOTE

All dimensions on these pages are in millimetres and the illustrations are intended as a guide only. Complete instructions are enclosed with the appliance or can be obtained by contacting the customer care centre on toll free 1800 333 244 or by email: [customer.care@glendimplex.com.au](mailto:customer.care@glendimplex.com.au)

All Rangehoods are supplied with a complete mounting kit, easy to follow instructions, and can be plugged into a standard power unit. All rangehoods must be installed in accordance with local building regulations. Belling recommends that rangehoods be installed between 650mm and 750mm above the highest point of the cooking surface. The rangehood must not be any lower than 600mm from the highest point of the cooking surface as per AS/NZS 5601.

### PRODUCT SUPPORT AND SERVICE

Belling has an extensive national service network. Please contact our national customer care centre toll free on 1800 333 244.

### CAUTION

All ovens have been tested and approved to the relevant Australian Standards. Where it is built in or close to a cabinet, the cabinet material must be capable of withstanding 75 degrees. Belling will not accept responsibility for incorrect installation into low temperature tolerant cabinets. Please contact Belling's national customer care line for the installation details on 1800 333 244 or by emailing [customer.care@glendimplex.com.au](mailto:customer.care@glendimplex.com.au)

### WARRANTY

All Belling Design Collection appliances carry a 5 year parts & labour warranty, excluding consumables ie. globes.

Natural gas regulators are provided with all gas appliances as per the Australian Standard requirement and carry a 12 month warranty only.

All appliances that incorporate electronic components (ie. programmable clocks and electronic switching) should be fitted with a surge protection device to guard against damage which can be caused by power fluctuations or surges.

This warranty does not cover damage caused by such events.

**GlenDimplex**  
AUSTRALIA

GLEN DIMPLEX AUSTRALIA PTY LTD  
1/239 Ferntree Gully Road, Mount Waverly VIC 3149

Glen Dimplex Australia's Policy is one of continuous development and improvement. We reserve the right to change specifications and prices without prior notice.

**5**  
Year  
warranty