

**The CookCentre Deluxe with Quad Oven**

Giving you 4 independent ovens in the one range cooker

**224L**  
TOTAL  
CAPACITY

**QUAD**  
OVEN

**COOL**  
**TOUCH**

**MADE IN**  
**BRITAIN**

**3**  
YEAR  
WARRANTY



**Colours**




Black: BCC1100DFB | Stainless Steel: BCC1100DFSS

**Features & Benefits**




**Huge 224L Capacity**

Maximum capacity, endless results. Creating as much space as possible, our combined 224L capacity ovens give you the versatility of cooking the largest roast and baking desserts for the masses all at once.




**Oven 1: 41L Compact Oven with Grill**

Perfect for efficiently cooking small meals, the small oven combines a conventional oven with a multi-function grill.



**Oven 2: 71L Multi-function Oven for Perfect Results**

With 13 settings to choose from such as Fan and Conventional options, Pizza function, Grill settings and more, you can perfectly cook anything from pavlova to pastizzi with ease.



**Oven 3: 71L Equiflow™ Oven**

Features 5 essential settings: Equiflow™ Fan Forced Cooking, Slow Cook, Keep Warm, Bread Proving and Light.



**Oven 4: 41L Slow Cook Oven**

A dedicated Slow Cook Oven perfect for using your favourite cast iron dish to cook tender and tasty slow cooked meals. Also ideal to use as a plate warmer.



**Gas Cooktop with Wok Burner**

7 gas burners featuring a 14.4mJ wok burner and durable raised cast iron pan supports for stability. A flame safety device fitted to each burner cuts off the gas supply should the flame ever go out.



**Additional Features**

Includes removable double extending telescopic runners, a large easy to read white LED display and touch control screen, full width oven pans, premium knobs and rear wheels.

## Functions


### Top Left



Multi-function Grill

Oven

### Top Right



Fan

Slow Cook

Keep Warm

Bread Proving

Light

### Bottom Left



Grill

Oven

Fan

Defrost

Intensive Bake

Top Heat

Base Heat



Base Heat and Fan

Fan Grill

Slow Cook

Pizza

Keep Warm


Bread Proving

Light

### Bottom Right



Slow Cook



## COOKCENTRE DELUXE BCC1100DF

<b>COOKTOP</b>	
No. of burners	7
Fuel	Gas
<b>GAS COOKTOP</b>	
Burner 1 (mJ)	Small 3.6
Burner 2 (mJ)	Medium 7.2
Burner 3 (mJ)	Medium 7.2
Burner 4 (mJ)	Small 3.6
Burner 5 (mJ)	Wok 14.4
Burner 6 (mJ)	Large 10.8
Burner / 7 (mJ)	Medium 7.2
Cast iron pan supports	Yes
Automatic ignition	Yes
Flame safety device	Yes
Wok cradle	Yes
<b>CAVITY 1</b>	
Position	Top left
Function	Conventional oven and grill
<b>ELECTRIC OVEN / GRILL</b>	
Variable rate dual circuit electric grill	Yes
Conventional electric oven	Yes
<b>CAVITY 1 FEATURES</b>	
Gross capacity (litres)	41
Power (kW)	Oven (1.4) & Grill (2.7)
No. of shelves	1
No. of shelf positions	2
Full width oven pans with reversible trivet	1
Door opening	Drop-down
Energy rating	A
<b>CAVITY 2</b>	
Position	Bottom left
Function	Multi-function oven
<b>ELECTRIC OVEN</b>	
Variable rate electric grill	Yes
Conventional electric oven	Yes
Fanned electric oven	Yes
Defrost	Yes
Intensive bake (top, bottom & fan)	Yes
Top heat only	Yes
Base heat only	Yes
Base heat with fan	Yes
Grill with fan	Yes
Slow cook	Yes
Pizza	Yes
Keep warm	Yes
Bread proving	Yes

<b>CAVITY 2 FEATURES</b>	
Gross capacity (litres)	71
Power (kW)	Oven (2.0) & Grill (1.7)
No. of shelves	2
No. of shelf positions	6
Full width oven pans with reversible trivet	1
Telescopic shelves	1 double extending, removable
Oven light	Yes
Programmable timer	Yes
Door opening	Side opening
Energy rating	A
<b>CAVITY 3</b>	
Position	Top right
Function	Fan forced oven
<b>ELECTRIC OVEN</b>	
Fanned electric oven	Yes
Slow cook	Yes
Keep warm	Yes
Bread proving	Yes
<b>CAVITY 3 FEATURES</b>	
Gross capacity (litres)	71
Power (kW)	2.0
No. of shelves	2
No. of shelf positions	6
Oven Light	Yes
Door opening	Side opening
Energy rating	A
<b>CAVITY 4</b>	
Position	Bottom right
Function	Slow cook oven
Fuel	Electric
<b>CAVITY 4 FEATURES</b>	
Gross capacity (litres)	41
Power (kW)	0.16
Door opening	Drop-down
<b>TIMER</b>	
Minute minder	Yes
Key lock feature	Yes
<b>INSTALLATION</b>	
Minimum gap required to fit appliance (mm)	1106
Gas type	NG/LPG (converter kit included)
Gas inlet type	1/2" BSP female
Gas inlet position	Rear right
Power supply	240V single phase/3 phase
Fuse size (amp)	32
Total electrical power load (kW)	8.13
Total gas power load (kW)	15
LPG converter kit included	Yes
<b>DIMENSIONS (PRODUCT)</b>	
Height x Width x Depth (mm)	900 - 930 x 1096 x 600

If this appliance is installed near vinyl wrapped surfaces, we strongly recommend using an installation kit available from the vinyl-wrap supplier. Belling cannot accept any responsibility for damage caused due to installation into cabinets with low temperature tolerances.

Additional accessories available - please see [belling.com.au](http://belling.com.au) for more information